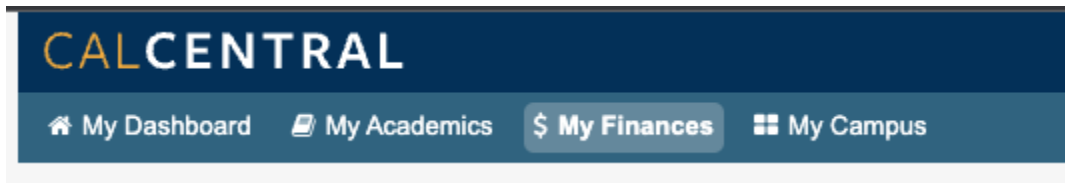


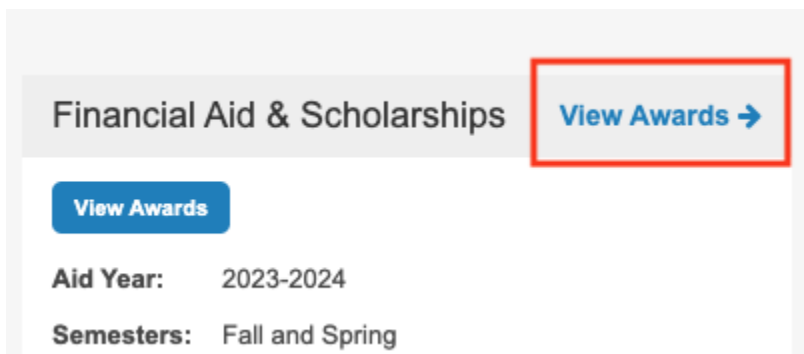
How to View Bar Fee Budget in CalCentral

Step 1: Log onto Cal Central using your student ID and password.

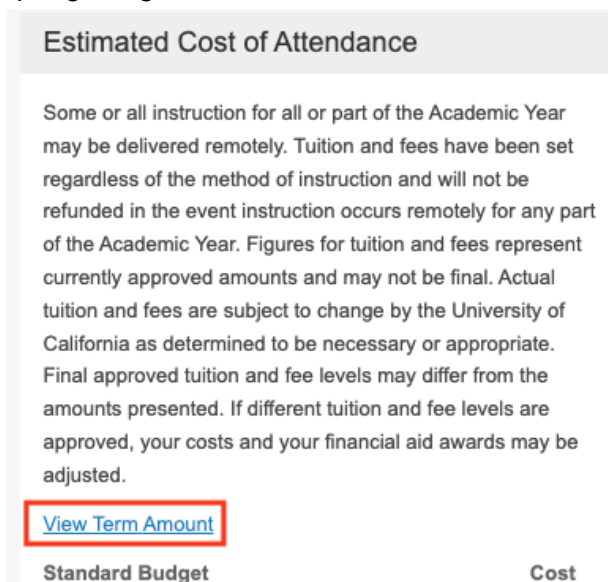
Step 2: Click on “My Finances” Tab.



Step 3: Click “View Awards” in the Financial Aid & Scholarships box.



Step 4: In the “Estimated Cost of Attendance” Box, click “View Term Amount” to review fall and spring budgets.



Step 5: Expend each budget category to review the details of your budget by clicking on the small arrow next to the total amount. You will be able to see the bar fee in the Tuition and Fees budget category.

| Standard Budget | Fall | Spring | Total |
|------------------------------|-------------|---------------|--------------|
| Tuition and Fees | \$ 31,067 | \$ 31,067 | \$ 62,134 ◀ |
| Licensure Fees | | | ▼ |
| • Bar Registration Fee- Fall | \$ 119 | \$ 0 | \$ 119 |

Below is the summary of the bar exam-related fees you will see in your budget:

| | | |
|--|----------------|-----------|
| Bar Registration | \$119 | 1L Fall |
| Determination of Moral Character application | \$551 | 3L Spring |
| Live Scan Fingerprint | \$82 | 3L Spring |
| Application Fee | \$677 | 3L Spring |
| Laptop Computer Fee | \$153 | 3L Spring |
| Multistate Professional Responsibility Exam (MPRE) fee | \$150 | 3L Fall |
| TOTAL | \$1,732 | |