

**161 Total Responses**

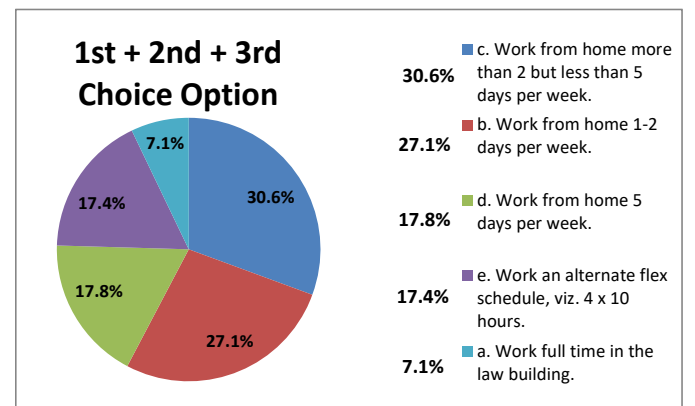
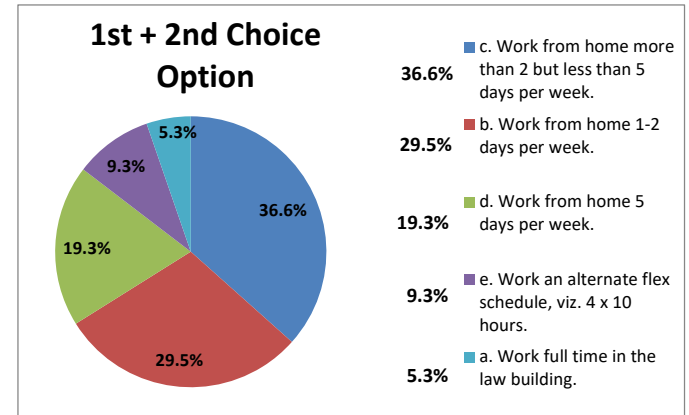
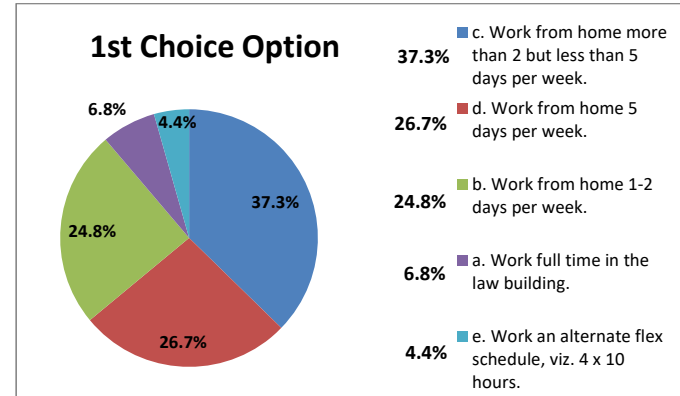
**Raw Data**

Choices	1st Choice Option	2nd Choice Option	3rd Choice Option
a. Work full time in the law building.	11	6	17
b. Work from home 1-2 days per week.	40	55	36
c. Work from home more than 2 but less than 5 days per week.	60	58	30
d. Work from home 5 days per week.	43	19	24
e. Work an alternate flex schedule, viz. 4 x 10 hours.	7	23	54

Simple Graph Data (Resorted)	1st Choice Option	%
c. Work from home more than 2 but less than 5 days per week.	60	37.3%
d. Work from home 5 days per week.	43	26.7%
b. Work from home 1-2 days per week.	40	24.8%
a. Work full time in the law building.	11	6.8%
e. Work an alternate flex schedule, viz. 4 x 10 hours.	7	4.4%

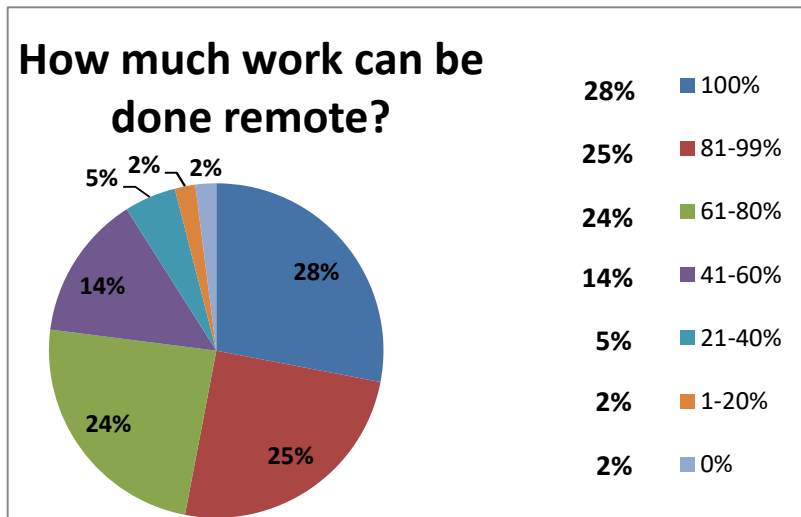
Simple Graph Data (Resorted)	1st + 2nd Choice Option	%
c. Work from home more than 2 but less than 5 days per week.	118	36.6%
b. Work from home 1-2 days per week.	95	29.5%
d. Work from home 5 days per week.	62	19.3%
e. Work an alternate flex schedule, viz. 4 x 10 hours.	30	9.3%
a. Work full time in the law building.	17	5.3%

Simple Graph Data (Resorted)	1st + 2nd + 3rd Choice Option	%
c. Work from home more than 2 but less than 5 days per week.	148	30.6%
b. Work from home 1-2 days per week.	131	27.1%
d. Work from home 5 days per week.	86	17.8%
e. Work an alternate flex schedule, viz. 4 x 10 hours.	84	17.4%
a. Work full time in the law building.	34	7.1%



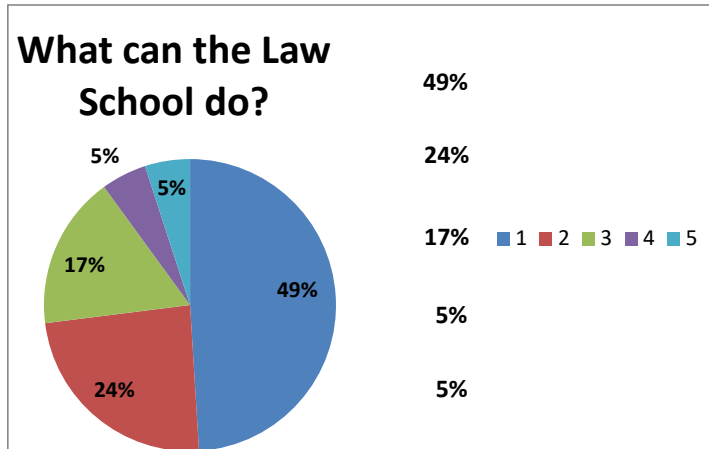
### 155 Useable Responses

Percentage Range	Total Count	%
100%	44	28%
81-99%	39	25%
61-80%	37	24%
41-60%	21	14%
21-40%	8	5%
1-20%	3	2%
0%	3	2%



**148 Category Responses**

<b>Broad Categories for Mentioned Items</b>	<b>Total Count</b>	<b>%</b>
Flexible Schedules (Slow Phase In, Allow Remote Options / All or Part Time WFH)	73	49%
Building Safety (Building Cleanliness, Security Protocols, Space Restrictions)	35	24%
Clear Communications (Guidance, Weekly Dean Meetings, Assistance on Questions)	25	17%
Parking/Transportation (Help with Reduced Prices/Options for Part Time)	8	5%
Other	7	5%



## 148 Category Responses

<b>Broad Categories for Mentioned Items</b>	<b>Total Count</b>	<b>%</b>
Building / Personal Safety at Work	72	55%
Lack of Work Flexibility Options	32	24%
Transportation / Parking	23	18%
Staff Equity / Financial Equity	3	2%
Other	1	1%

