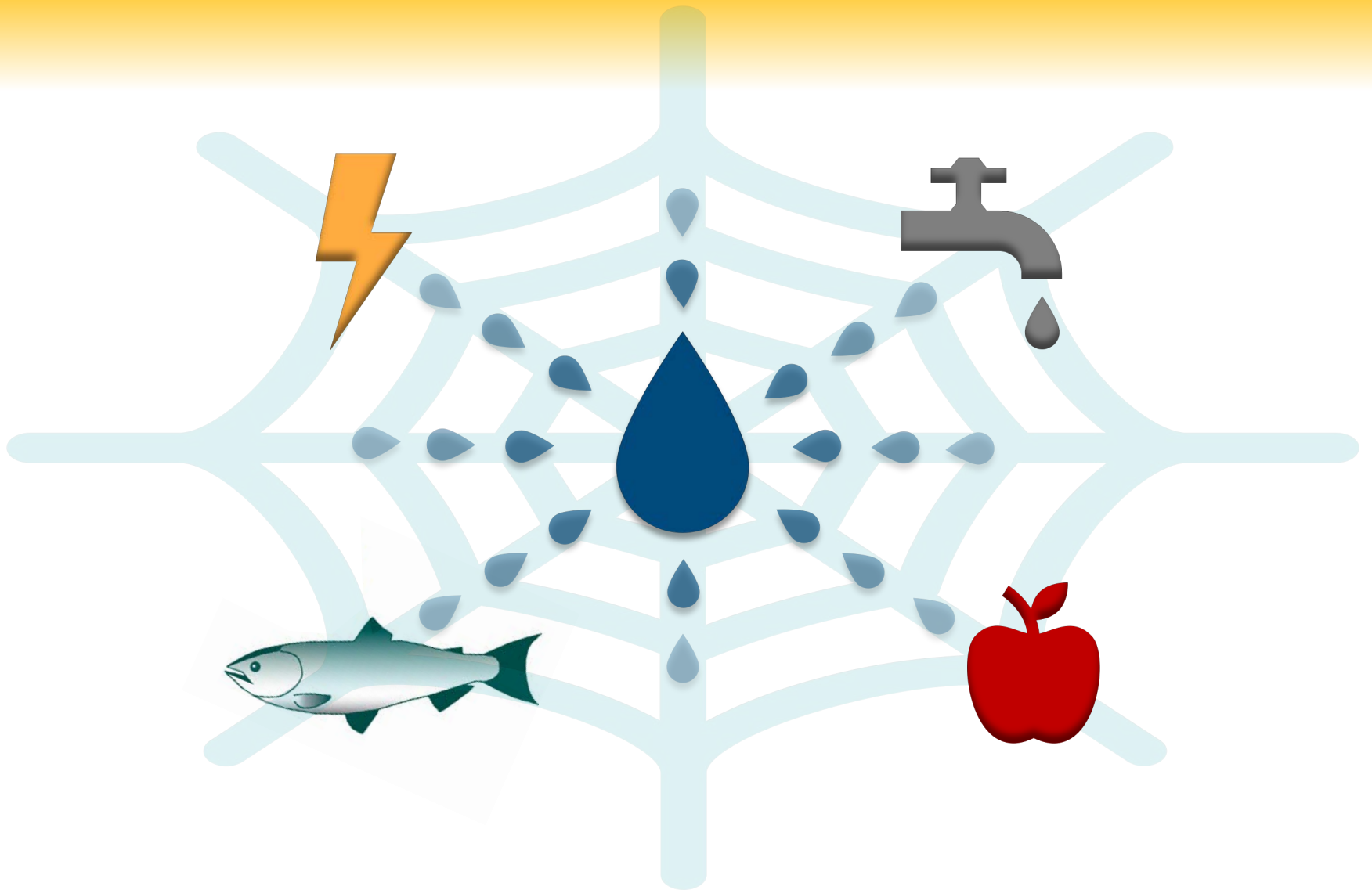


ACHIEVING WATER JUSTICE IN A CHANGING CLIMATE

Panelists: Amanda Monaco *Leadership Counsel for Justice and Accountability*
Kristin Dobbin *UC Davis*
Max Gomberg *State Water Resources Control Board*
Vicky Espinoza *UC Merced*

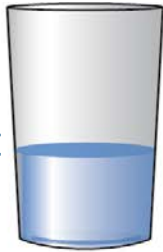
Moderator: Nell Green Nylén *Center for Law, Energy & the Environment (CLEE) at Berkeley Law*



California's Human Right to Water Statute

CALIFORNIA WATER CODE § 106.3 (added by AB 685, 2012)

- a) It is hereby declared to be the established policy of the state that **every human being has the right to safe, clean, affordable, and accessible water adequate for human consumption, cooking, and sanitary purposes.**
- b) All relevant state agencies...shall consider this state policy when revising, adopting, or establishing policies, regulations, and grant criteria when the policies, regulations, and criteria are pertinent to the uses of water described in this section.
- c) This section does not exempt the state from its obligation of the state to provide water or to require the expenditure of additional resources to develop water infrastructure beyond the obligations that exist pursuant to subdivision (b).
- d) This section shall not apply to water supplies for new development.
- e) The implementation of this section shall not infringe on the rights or responsibilities of any public water system.



Panelists

Amanda Monaco

Leadership Counsel for Justice and Accountability

Kristin Dobbin

UC Davis

Max Gomberg

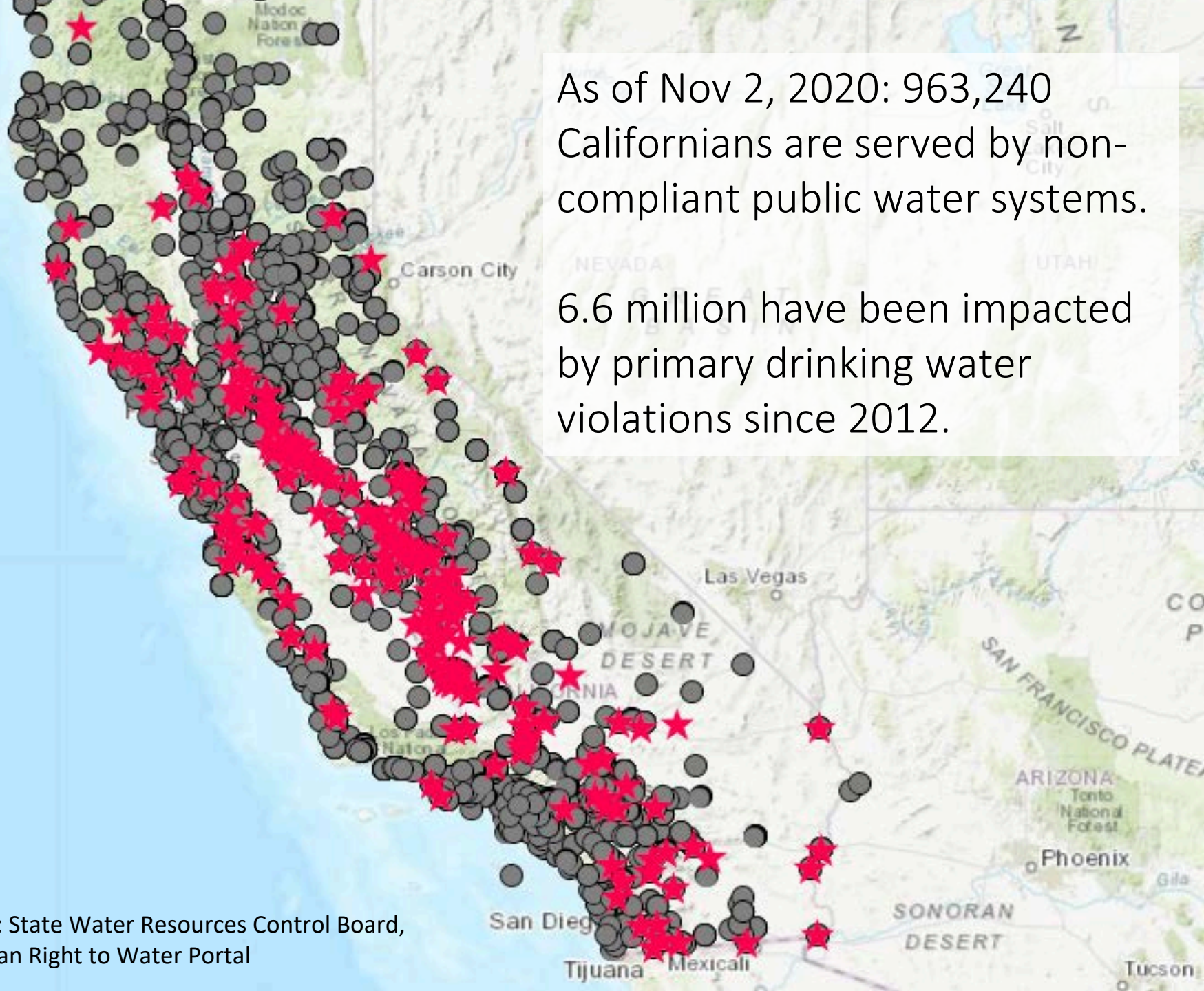
State Water Resources Control Board


Vicky Espinoza

UC Merced

As of Nov 2, 2020: 963,240 Californians are served by non-compliant public water systems.

6.6 million have been impacted by primary drinking water violations since 2012.





This is an underestimate. Does not include:

- Chrome-6, bacterial violations
- Unsafe but unregulated contaminants
- Violations of monitoring data not being reported, such that actual exceedance/compliance status is unknown at this time.
- An exceedance of federal or state drinking water standard for which no enforcement action has been taken.
- ~2 million residents reliant on unregulated water systems

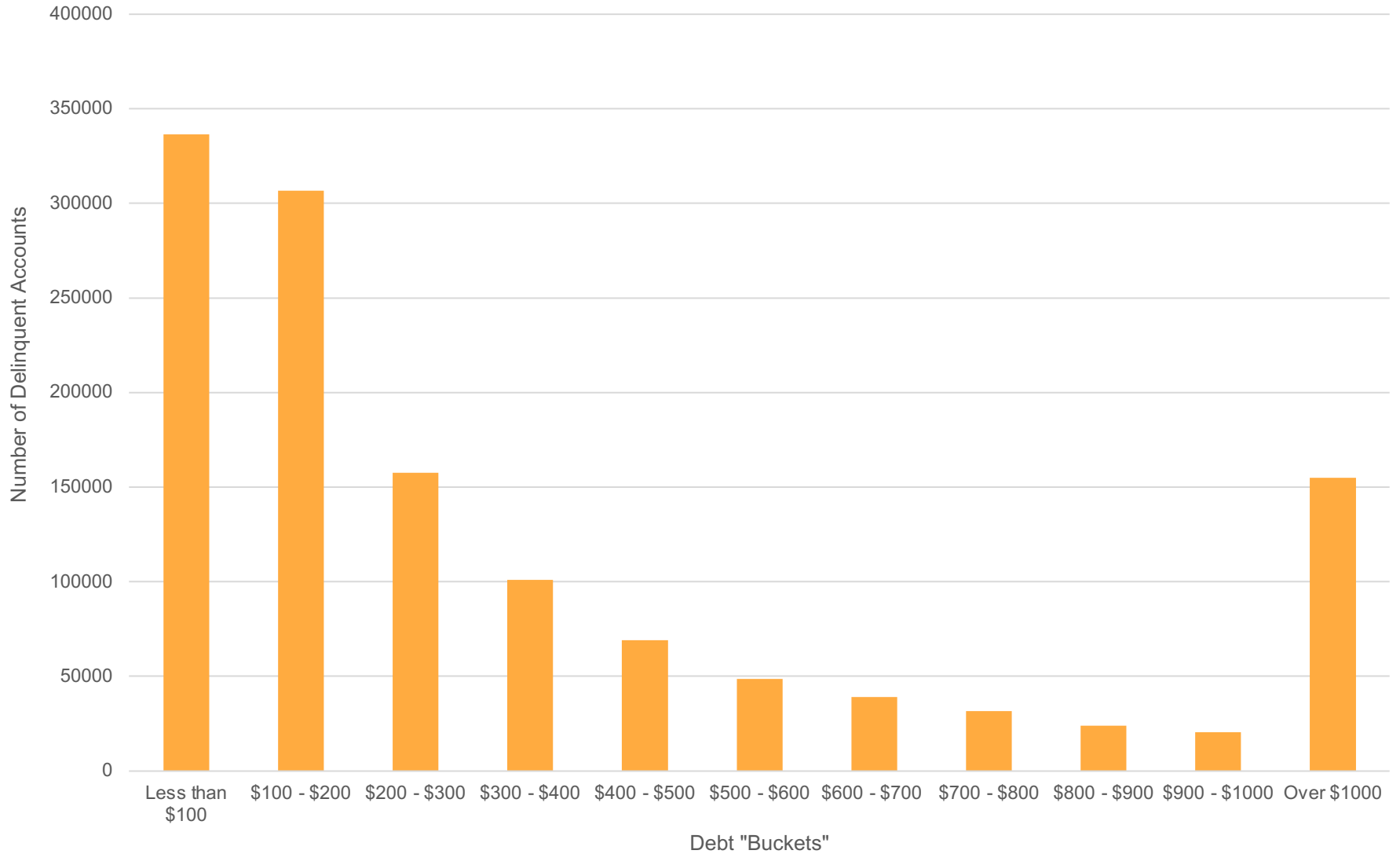


2,778 homes have reported water outages statewide

Water affordability is a growing crisis throughout the state made significantly worse by COVID-19



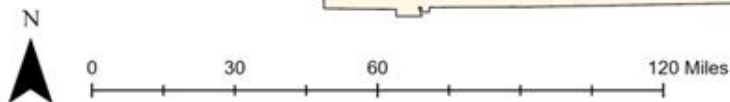
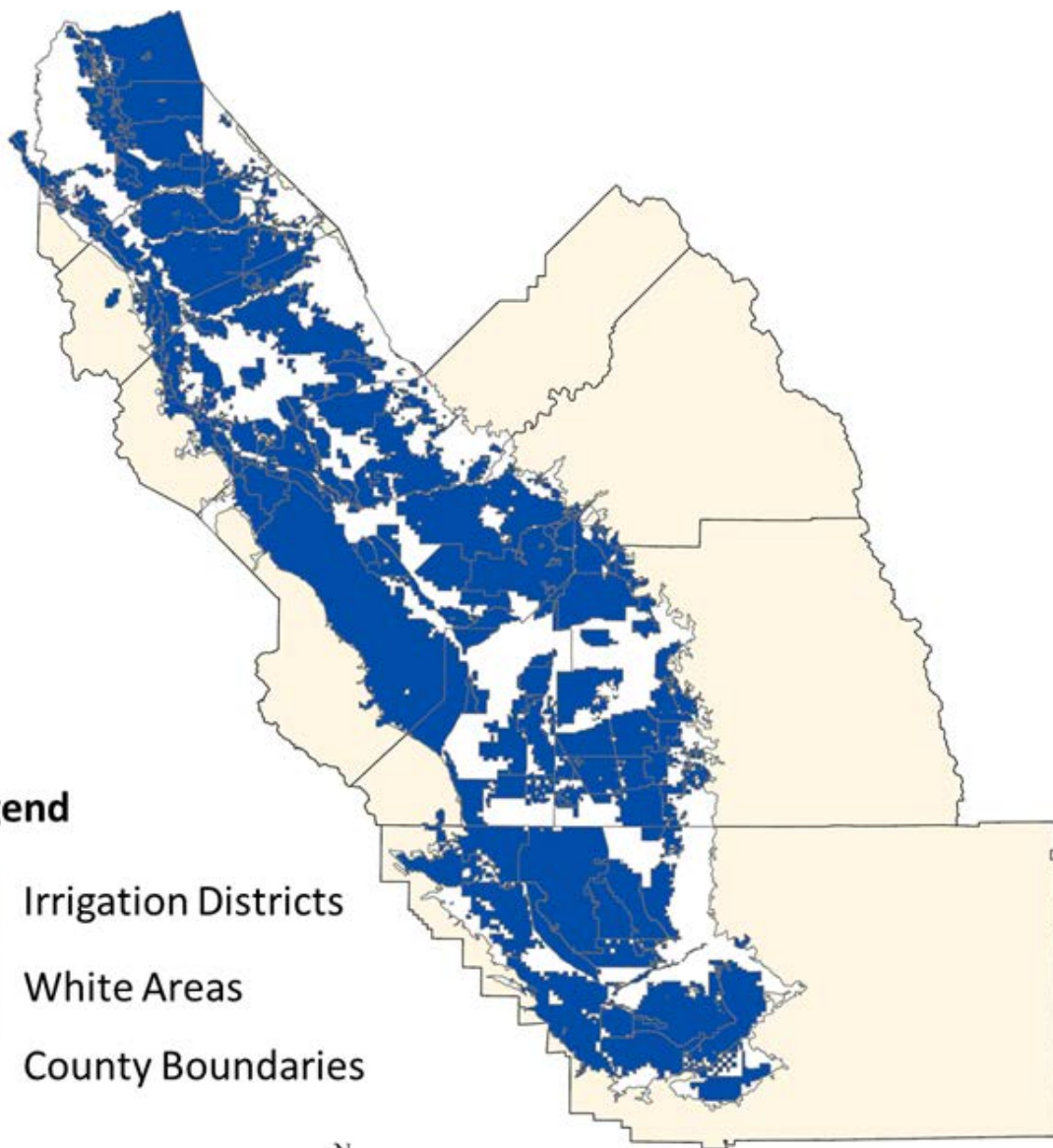
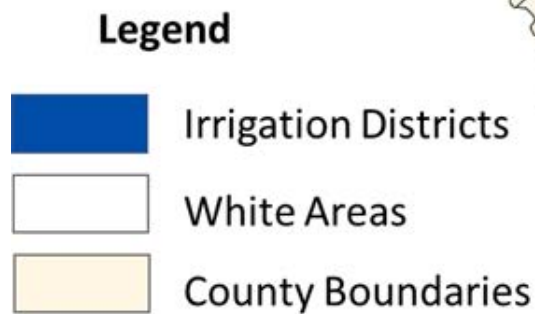
Distribution of Delinquent Accounts



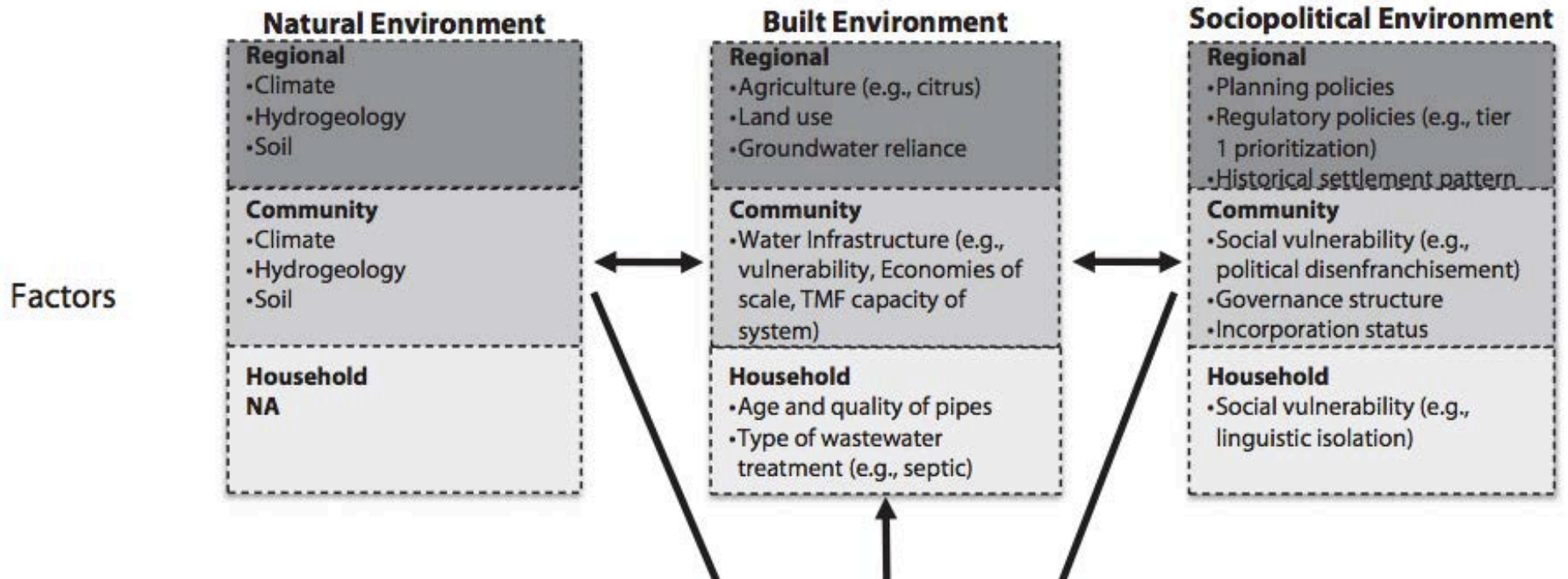
Zip Code Debt per Delinquent Household: Predominantly Non-White Zip Codes

	Non-Hispanic White	Hispanic	Black	Asian
Total Debt per Delinquent Household	\$380.86	\$377.76	\$485.52	\$249.27
Disadvantaged Community Debt per Delinquent Household	\$292.12	\$386.57	\$496.99	\$234.75

Regions that are **groundwater reliant & lack surface water allocations to meet water demands** are known as “white areas” (unrepresented areas)



Drinking Water Disparities Framework



CaliWaterAg YouTube

Bilingual channel (soon to be trilingual) for fostering a better understanding of SGMA among underrepresented communities and farmers



- English series: www.tinyurl.com/caliwateragseries
- Spanish series: www.tinyurl.com/caliwateragespanol
- Hmong series: Coming soon! Stay tuned!