



SF Environment

Our home. Our city. Our planet.

A Department of the City and County of San Francisco

EV Adoption in a Multifamily Setting





San Francisco's aggressive reduction targets

2017

25%

2025

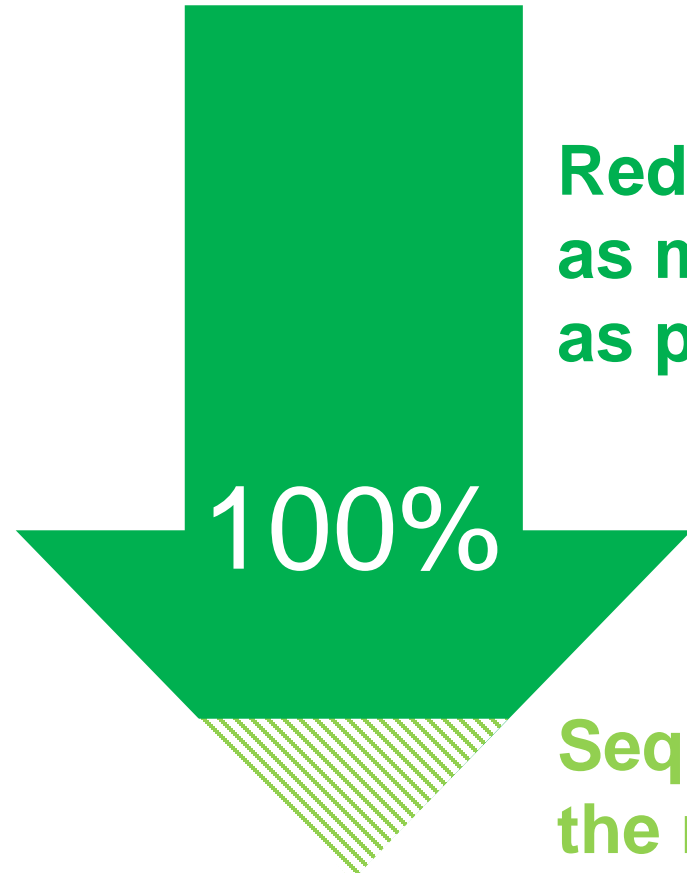
40%

2050

100%

Reduce
as much
as possible

Sequester
the rest





Decreasing Emissions in a Growing City (1990-2017)



Photo credit: Merri, Flickr

22%

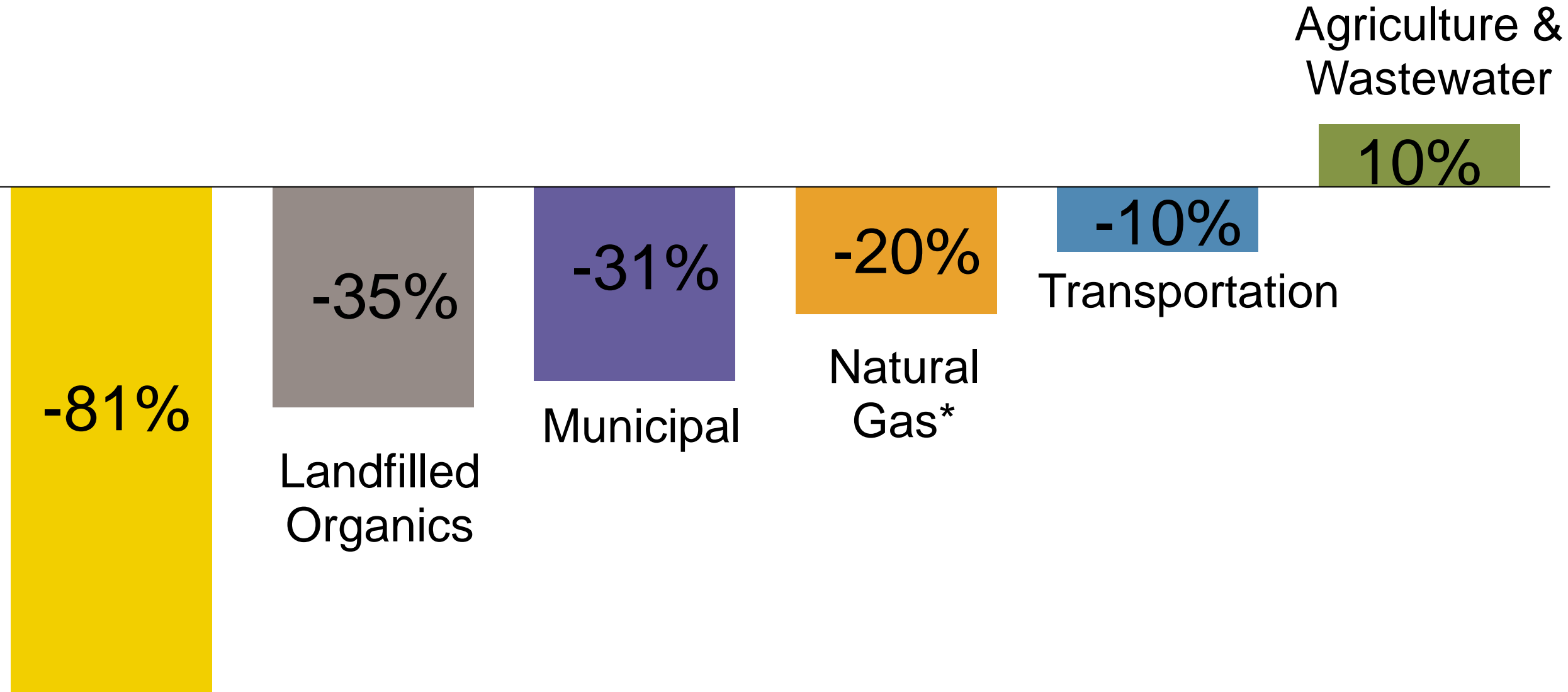
Population

166%

GDP

36%

2017 Emissions Reductions from 1990 Levels

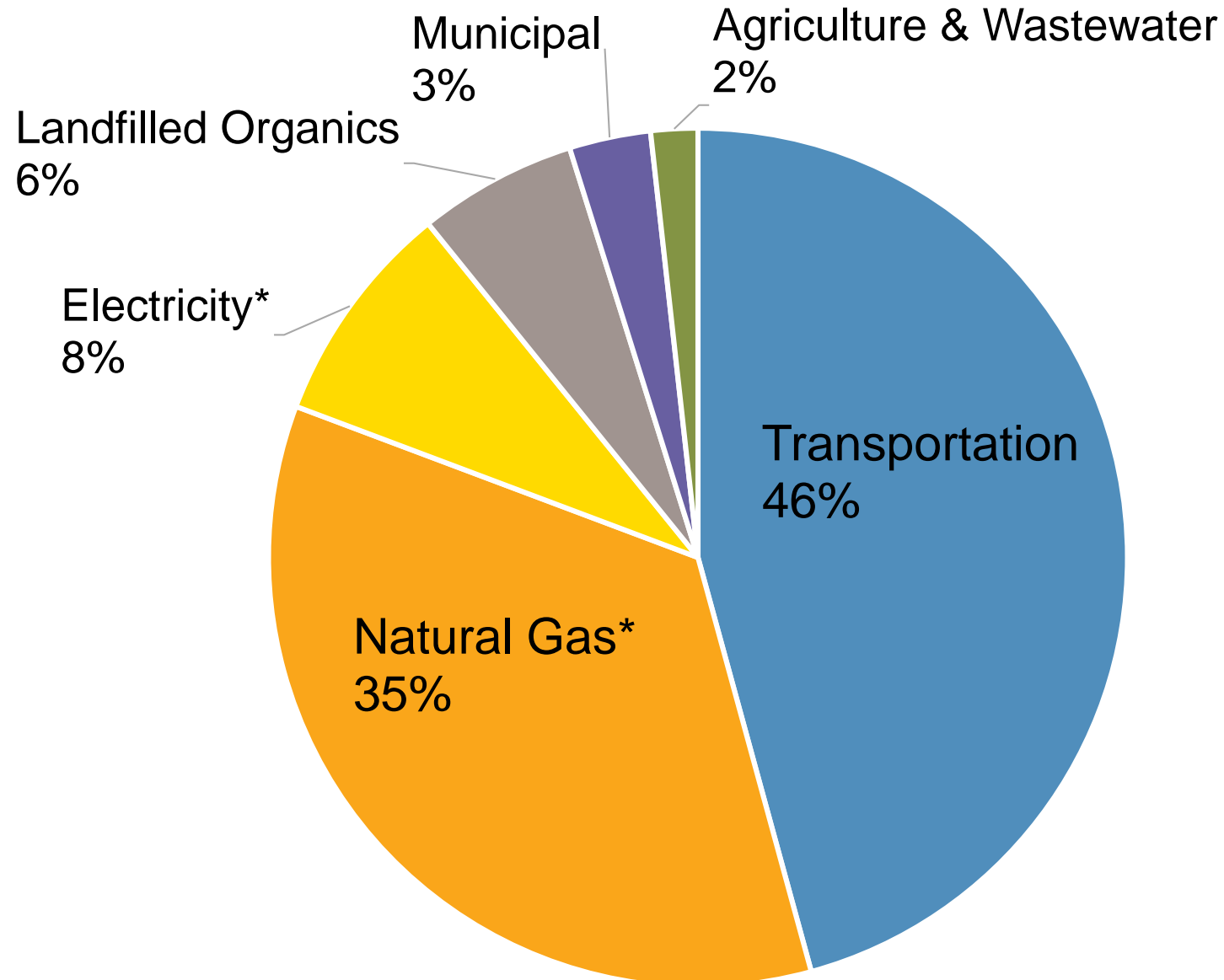


Electricity*

**Building Sector Emissions*

What do we need to focus on?

(2017 Emissions)



**Building Sector Emissions*

Electrify transportation



A dense urban environment



Current Policies – municipal fleet and new construction focus



Barriers





Barriers – no pretty pictures

- **Competition for curb space**
- **Placement of transformers (sidewalk vaults)**
- **Grid limitations (PG&E requirements)**
- **Cost of infrastructure installation (existing bldgs.)**
- **Complexity of incentives**




NEXT

STEPS



All Electric City



A.M. Traverda



Debbie Raphael

Director

Deborah.Raphael@SFGov.org

(415) 355-3701



SF Environment

Our home. Our city. Our planet.

A Department of the City and County of San Francisco

© 2019 SF Environment All Rights Reserved

The author of this document has secured the necessary permission to use all the images depicted in this presentation. Permission to reuse or repurpose the graphics in this document should not be assumed nor is it transferable for any other use. Please do not reproduce or broadcast any content from this document without written permission from the holder of copyright.

San Francisco's Climate Action Strategy



SAN FRANCISCO CLIMATE ACTION

0 80 100

