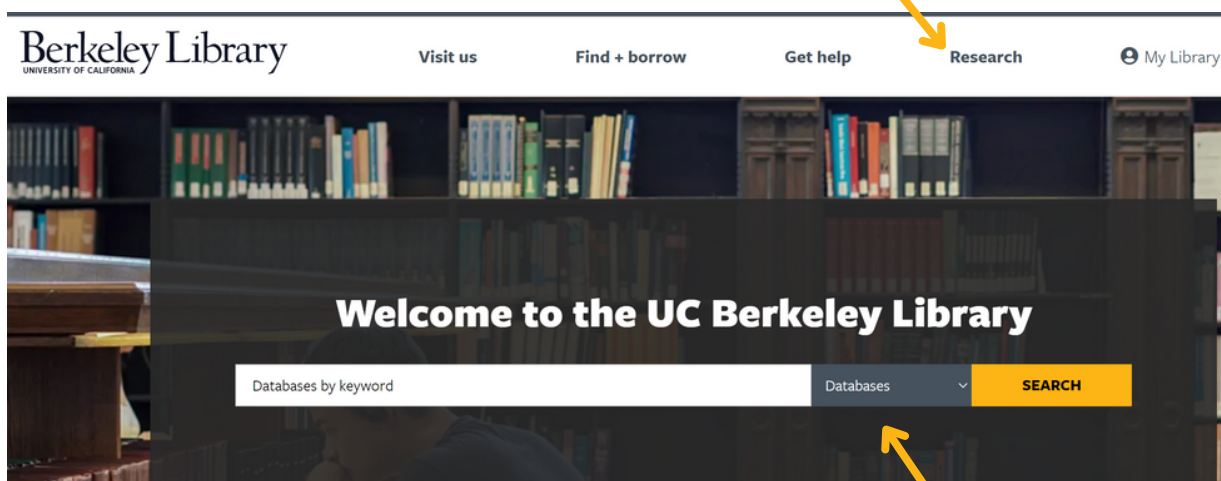
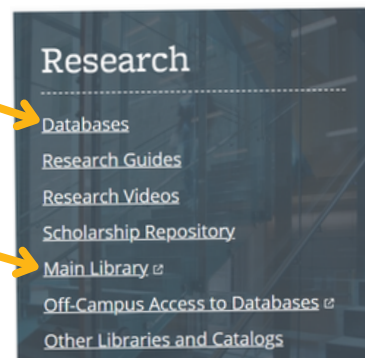


How Do I... find Non-Legal Research Databases?

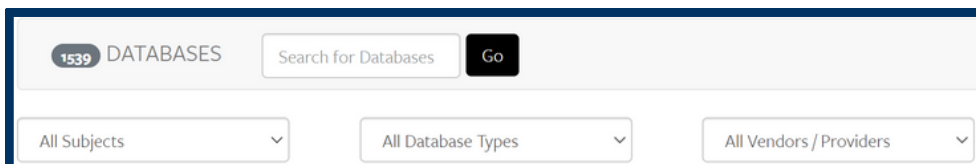


Law students have access to both the [legal databases](#) maintained by the Law Library and interdisciplinary databases maintained by the [Main Library](#). Both can be accessed via the Research tab on the [Law Library homepage](#).

From the UC Berkeley Main Library homepage, you can conduct keyword searches for relevant databases, books, articles, journals, and other collections. You can also access an [A-Z list of available databases](#) by navigating to “Research Guides” via the Research heading.



The Main Library provides research guides on topics like [How to Find Articles and Databases](#) and [Text Mining and Computational Analysis](#).



Available databases can be sorted by Subject, Type, and Provider. Database types include:

- News resources like [Access World News](#) and [ProQuest Major Daily Newspapers](#), with current and historic local, national, and international news.
- Historic resources like [American History](#), providing access to primary source documents from 1492 to 1945, and [Historical Statistics of the United States](#), tracking historic demographic data and allowing data table creation.
- Specialized archival collections like [American Indian Newspapers](#) and [Congressional Research Service Reports](#).

The Main Library also provides access to several video streaming databases:



- Use **Kanopy** to find high-use local and indie films
- Use **Docuseek2** to find documentary films from independent producers
- Use **Academic Video Online** to find subject-area films on a variety of academic topics

Follow us on [YouTube](#) or Instagram @berkeleylawlibrary for research tips and other info. Email us at howdoi@law.berkeley.edu with more questions.