PROCESS WATER AND GROUND WATER DISCHARGES FROM INDUSTRIAL WASTEWATER FACILITIES	FOR AGENCY USE ONLY
	PERMIT NUMBER: C O - 90 4 7 7 9 1
	DATE RECEIVED: YEAR 08 / MONTH 10 / DAY 31

Please print or type. Do not attempt to complete this form before reading the instructions.

New [X] or Renewal [ ] If renewal, existing permit number: CO-00_____.

1. **Name and address of permit applicant:**

Company Name: Produced Water Solutions, Inc.

Federal Taxpayer (or Employer) ID#:

Mailing Address : P.O. Box 1280

City, State and Zip Code : Westminster, CO 80036

Phone Number :(303) 883-0644 Who is applying for the permit? ~ Owner ~ Operator

Local Contact (familiar with facility): George Kast

Title: President/Owner Phone Number: (303) 883-0644 Fax No.: (303) 215-0595

2. **Name and address of property owner:**

Name: George Kast

Mailing Address : P.O. Box 1280

City, State and Zip Code : Westminster, CO 80036

Phone Number :(303) 883-0644 Fax No.: (303) 215-0595

3. **Location of the facility:**

Street Address: TBA

City, State and Zip Code:

County: Garfield Name of facility :

Legal Location (Township, Range, section, 1/4 section): T6S, R94W, 024, NW 1/4 of NW 1/4 (projected)

Latitude and Longitude: 39.5155, -107.8434

4. **Standard Industrial Classification (SIC) Code(s)** for this facility. (Include up to four, in order of importance.)

a) 13 b) c) d)

5. **Industrial activity:** Describe the primary industrial activities which take place on site. Include the type of facility (power plant, petroleum refinery, etc.) plus a brief description of the nature of the business and the industrial processes used. (The applicant may want to submit a process flow sheet.) If this is a seasonal operation, list the months of operation. Indicate the number of hours per day or week of operation.

Treatment & discharge of produced water from oil, natural gas & CBM operations

6. **Production:** List the principal product(s) produced and maximum production rate.

Clear water, max 2 MGD processed with a maximum discharge of 1.3 MGD

7. **Intermittent discharges:** Except for storm runoff, are any of the discharges intermittent or seasonal?

No [X] Yes [ ] Describe the frequency, duration and flow rate of each discharge occurrence.

8. **Other Environmental Permits:** Does this facility **currently** have any environmental permits, or is it subject to regulation, under any of the following programs?

Permit Name	Yes	No	Date Applied For	Permit No.
a.) Colorado Division of Minerals and Geology (formerly MLRD)		X		
b.) Underground Injection Control		X		
c.) Dredge or fill permit under Section 404 of the Clean Water Act (CWA) (Army Corps of Engineers)		X		
e.) Resource Conservation and Recovery Act (RCRA)		X		
f.) CDPS Stormwater		X		
g.) Colorado State Air Pollution Program		X		
h.) Other (i.e. CERCLA)		X		

If Yes to item 8.a), please include Mined Land Reclamation Board permit anniversary date:

If Yes to item 8.a.), b.), e.) or h.) and discharge is to Ground Water, please complete Appendices E & F, as appropriate.

9. **Location map:** A location map of the facility and surrounding area, based on the USGS 7.5 minute quadrangle topographic map series or comparable map, shall be submitted with the following information: (a) facility location; (b) drinking water wells within a one mile radius of the facility in an urban area or rural area for **SURFACE WATER ONLY** discharge, or the drinking water wells/irrigation wells within a one mile radius in an urban area and a five mile radius in a rural area for a **GROUND WATER ONLY** discharge; (c) any springs or injection wells within one-quarter mile of the facility; (d) the irrigation wells within one mile radius of the facility and indicate the estimated area of influence for each irrigation well [See Appendix G, "State Engineer".]; (e) topography--include legible (easily discernable) contours and surface water bodies; (f) any known surface area contamination or soil/ground-water contamination area; (g) indicate the location of on-site hazardous waste treatment/storage/disposal facilities and (h) a North arrow. Map must be no larger than 11 X 17 inches.

10. **Site sketch:** A legible sketch of the facility site shall be submitted and will include buildings, roads, ditches, ponds, streams, drains, sumps, impoundment(s), land application areas, any septic systems and monitoring well locations (indicate if in place or proposed). This sketch may be the same as the one in the surface water discharge permit, if no additional information is needed. The sketch will be on 8.5 X 11 inch paper.

11. **Water Balance:** Attach a line drawing showing the water flow through the facility. Indicate sources of intake water, operations contributing wastewater to the effluent, and treatment units labeled to correspond to the more detailed descriptions in item 18. Construct a water balance on the line drawing by showing average flows between intakes, operations, treatment units, and outfalls. If a water balance cannot be determined, provide a pictorial description of the nature and amount of any sources of water and any collection or treatment measures.

12. **Site-specific conditions:**

a) Does this facility have bulk storage of diesel fuel, gasoline, solvents, fertilizers, or other hazardous materials on site? [ ] No [X] Yes

b) Is this operation located within one mile of a landfill, or any mine or mill tailings? [X] No [ ] Yes

c) Does the dewatering area have or possibly have groundwater contamination, such as plumes from leaking underground storage tanks, etc.? [X] No [ ] Yes

If YES for **any** of these, please show location of the landfill, tailings or possible groundwater contamination on the location map in item 9 or in the general sketch in item 10. Please explain the location, extent of contamination, possible effect on the discharges from this facility.

13. **Chemical treatment:** Will any flocculants (settling agents or chemical additives) be used to treat water prior to discharge?
☐ No ☒ Yes If YES, list here and include the Material Safety Data Sheet (MSDS) with the application. (Cont'd on next pg.)

Chemical Name *	Manufacturer	Purpose	In Which Waste Stream?
Caustic Soda	Univar	Neutralization, CIP	Primary
Citric Acid	Univar	CIP	Primary
Ferric Sulfate	Univar	Coagulation	Primary
Aries 3640	Aries Chemical	Flocculant	Primary
AR-951	Alco Chemical	Anti-sealent	Primary
Alcoflow 750	Alco Chemical	Anti-sealent	Primary
Versaflex Si	Alco Chemical	Anti-sealent	Primary

* If the chemical formula is unknown or confidential, provide the manufacturer's name, contact person, address and phone number or a copy of the manufacturer's brochure, product label information or materials handling data sheet for each product used. Please list the major constituents or active ingredient(s), if known.

14. **Used or manufactured toxics:** The applicant must provide a list of any constituents listed in Appendix A and B which the applicant currently uses or manufactures as an intermediate or final product or by product. If any additional constituents are known to be used or manufactured and not identified in Appendix A and B, list those as well.

None

15. **Flow measurement:** What method of flow measurement will be used for each discharge point (e.g., v notch weir, pump capacity, parshall flume, etc.)? Designate whether currently installed or proposed. Identify the minimum and maximum flow measurement capability.

Magnetic flowmeter - proposed, 10 gpm Min, 9585 gpm max

16. **Improvements:** Please provide a description of any abatement requirement, abatement project and projected final compliance dates if subject to any present requirements or compliance schedules for construction, upgrading or operation of waste treatment equipment. Also include here a description of any changes to the facility since the previous permit renewal.

N/A

17. **Ground-Water Discharge:** Indicate whether this facility has any of the following:

a) Land Application (Disposal/Treatment) No ☒ Yes ☐

b) Impoundment (Pond/Lagoon) No ☒ Yes ☐

c) Septic System for Industrial Waste No ☒ Yes ☐ ; for Domestic Waste No ☐ Yes ☐

#13. (Cont'd. from previous page)

CHEMICAL	MANUFACTURER	PURPOSE	WHICH WASTE STREAM
Sodium Bisulfite	Univar	RO Additive	Primary
Celtom 5000P	Univar	Dewatering	Primary
Calcium Chloride	Univar	Permeat Conditioning	Primary

18. **Average flows and treatment:** Please provide a narrative identification of each type of process, operation, or production area which contributes wastewater to the effluent for each outfall including process wastewater, cooling waters, domestic wastewater and stormwater runoff; the average, maximum and design flow which each process contributes; and a description of the treatment the wastewater receives including the ultimate disposal of any solid or fluid wastes other than by discharge. Processes, operations or production areas may be described in general terms. The average flow of point sources composed of stormwater may be estimated. The basis for the rainfall event and the method of estimation must be indicated.

Use additional pages as needed.

OUTFALL NUMBER	WASTEWATER SOURCE	TREATMENT USED	AVG FLOW, MGD*	DESIGN** FLOW, MGD	DAILY MAX FLOW,MGD
001	Produced Water	Oxidation,coagulation/floatation, GAC, RO	.3276	.3276	1.313
*002	Condensate	Oil/Water Separator	.005	.01	.04
*003	Solid Waste	Filter Press/Coagulated Solids	6000 lbs.	7800 lbs.	21,000 lbs
*004	Brine	Reverse Osmosis	.1764	.1764	.7027

*MGD - Million gallons/day

**If sediment pond, indicate approximate volume of water.

*Outfall #002, 003, 004 transported offsite for disposal
002 - Refinery (TBD)
003 - Landfill (TBD)
004 - Danish Flats

19. For each outfall to surface water or discharge to ground water provide the latitude, longitude and receiving water.

OUTFALL	LATITUDE			LONGITUDE			RECEIVING WATERS*
	DEGREES	MINUTES	SECONDS	DEGREES	MINUTES	SECONDS	
001	39	30	56	107	50	37	Colorado River

* Give Formation Name for Discharges to Ground Water

20. Are the receiving waters, indicated in item 19, a ditch or storm sewer? [X] No [ ] Yes

If YES, submit documentation that the owner of the ditch or storm sewer allows this discharge. No permit will be processed unless documentation of approval is received.

21. Do you have a certified operator? No [X] Yes [ ] If yes, please list name(s), certification number(s) and certification level(s).

Currently interviewing for someone for this position.

22. **Discharge Quality:** Analytical data for the following parameters, unless waived by the Division, shall be submitted from at least one composite sampling of each surface process water discharge point as well as state waters upstream of each discharge. In stream sampling is not required if upstream flow is intermittent or representative in stream data exists. See instructions. For **GROUND WATER** analyses see Appendix E.

PARAMETER	DETECTION LEVEL	PARAMETER	DETECTION LEVEL
Total Dissolved Solids, mg/P	10	Total Recoverable Manganese, mg/P	0.05
Flow, MGD	NA	Dissolved Manganese, mg/P	0.05
Ph, s.u.	NA	Total Mercury, mg/P	0.00025
Oil and Grease, mg/P	5	Total Recoverable Nickel, mg/P	0.05
Dissolved Oxygen, mg/P	NA	Potentially Dissolved Nickel, mg/P	0.05
Alkalinity, mg/P	10	Total Recoverable Silver, mg/P	0.0002
Total Suspended Solids, mg/P	10	Potentially Dissolved Silver, mg/P	0.0002
Hardness, mg/P as $CaCO_3$	10	Total Recoverable Uranium, mg/P	0.03
Total Ammonia, mg/P as N	0.05	Total Recoverable Zinc, mg/P	0.05
Temperature, ^{B}C Winter	NA	Potentially Dissolved Zinc, mg/P	0.05
Temperature, ^{B}C Summer	NA	Total Residual Chlorine, mg/P	0.05
Biochemical Oxygen Demand, mg/P	1	Fecal Coliform, #/100 ml	NA
Chemical Oxygen Demand, mg/P	30	Nitrate, mg/P as N	0.1
Dissolved Aluminum, mg/P	0.1	Nitrite, mg/P as N	0.002
Total Arsenic, mg/P	0.05	Sulfide mg/P as H_2S	0.1
Total Recoverable Cadmium, mg/P	0.0004	Boron, mg/P	0.05
Hexavalent Chromium, mg/P	0.025	Chloride, mg/P	5
Trivalent Chromium, mg/P	0.05	Sulfate, mg/P	5
Total Chromium, mg/P	0.005	Total Cyanide, mg/P	0.01
Total Recoverable Copper, mg/P	0.005	Total Recoverable Selenium, mg/P	0.002
Potentially Dissolved Copper, mg/P	0.005	Total Cobalt, mg/P	0.006
Total Recoverable Iron, mg/P	0.3	Gross Alpha, piC/P	0.3
Dissolved Iron, mg/P	0.3	Total Radium 226 + 228, pCi/P	8
Total Recoverable Lead, mg/P	0.005	Total Fluoride, mg/P	0.1
Potentially Dissolved Lead, mg/P	0.005	Weak Acid Dissociable Cyanide, mg/P	0.01
Total Phenols, mg/P	0.100	Total Phosphorus, mg/P	0.05
Total Organic Nitrogen, mg/P	1.0		

23. **Dioxin Testing:** Each applicant must report qualitative data, generated using a screening procedure not calibrated with analytical standards, for 2,3,7,8-tetrachlorodibenzo-p-dioxin (TCDD) if it:

(a) Uses or manufactures 2,4,5-trichlorophenoxy acetic acid (2,4,5,-T); 2-(2,4,5-trichlorophenoxy) propanoic acid (Silvex, 2,4,5,-TP); 2-(2,4,5-trichlorophenoxy) ethyl, 2,2-dichloropropionate (Erbon); O,O-dimethyl O-(2,4,5-trichlorphenyl) phosphorothioate (Ronnel); 2,4,5-trichlorophenol (TCP); or hexachlorophene (HCP); or

(b) Knows or has reason to believe that TCDD is or may be present in an effluent.

22. Water sample analysis is attached.

24. There is no water sample available at this time to conduct the WET test.

24. **Whole Effluent Toxicity Testing and Priority Pollutant Scan for Surface Discharge Points:** If you have processes in one of the following industri you must also submit the analyses specified below by a "X" in the corresponding box. The parameters for the appropriate GC/MS fraction(s) are show. in Appendix A. See 40 CFR Part 122, Appendix D Table 1 for testing requirements and additional information for these specific industries. The WET testing shall be conducted on 100% effluent and be for both Ceriodaphnia dubia and fathead minnows. This requirement is waived where routine testing is currently required under an existing CDPS permit. The test shall be an acute test unless the ratio of stream low flow to effluent design flow is less than 10:1, respectively, and the receiving stream has a Class 1 Aquatic Life use or Class 2 Aquatic Life use with all the appropriate aquatic life numeric standards. In the latter case a chronic test is required. The Division reserves the right to request WET testing on industries not listed below or to request additional testing as part of the application review process. If so required, the permit application will not be considered complete until the additional information is submitted.

INDUSTRY CATEGORY	WET TESTING	GC/MS FRACTION			
		Volatile	Acid	Neutral	Pesticide
Adhesives and sealants	X	X	X	X	
Aluminum forming	X	X	X	X	
Auto and other laundries	X	X	X	X	X
Battery manufacturing	X	X		X	
Coil coating	X	X	X	X	
Copper forming	X	X	X	X	
Electric and electronic compounds	X	X	X	X	X
Electroplating	X	X	X	X	
Explosives manufacturing	X		X	X	
Foundries	X	X	X	X	
Gum and wood (all sub parts except D and F)	X	X	X		
Subpart D--tall oil rosin	X	X	X	X	
Subpart F--rosin-based derivatives	X	X	X	X	
Inorganic chemicals manufacturing	X	X	X	X	
Iron and steel manufacturing	X	X	X	X	
Leather tanning and finishing	X	X	X	X	
Mechanical Products manufacturing	X	X	X	X	
Nonferrous metals manufacturing	X	X	X	X	X
Organic chemicals manufacturing	X	X	X	X	X
Paint and ink Formation	X	X	X	X	
Pesticides	X	X	X	X	X
Petroleum refining	X	X			
Pharmaceutical preparations	X	X	X	X	
Photographic equipment and supplies	X	X	X	X	

INDUSTRY CATEGORY	WET TESTING	GC/MS FRACTION			
		Volatile	Acid	Neutral	Pesticide
Plastic and synthetic materials manufacturing	X	X	X	X	X
Plastic processing	X	X			
Porcelain enameling	X				
Printing and publishing	X	X	X	X	X
Pulp and paperboard mills	X				
Rubber processing	X	X	X	X	
Soap and detergent manufacturing	X	X	X	X	
Steam electric power plants	X	X	X		
Textile mills (subpart C--Greige Mills are exempt from this table)	X	X	X	X	
Timber products processing	X	X	X	X	X
Landfills	X	X	X	X	X
Oil and gas extraction-- produced water	X	X	X	X	
Sugar processing	X	X	X	X	X
Oil Shale	X	X	X		

25. **Additional monitoring:** All applicants must review the parameters listed in Appendix A and Appendix B to this application, and indicate whether it knows or has reason to believe that these pollutants are present. For every pollutant expected to be discharged, the applicant must briefly describe the reasons the pollutant is expected to be discharged, and report any quantitative data it has for any pollutant.

No water for analysis is available at this time, however the utilization of RO technology precludes the presence of these substances.

26. **Additional WET Testing:** All applicants must identify any biological toxicity tests which have been performed within the last 3 years on any of the discharges or the receiving water in relation to a surface discharge from this facility.

None

27. **Activity duration:** When did the activity commence? _____ What is the estimated life of the activity from which the discharge(s) identified in item 13 originate? 25 years.

28. **Stormwater Discharges:** Please review Appendix C. Does the facility fall under any of the industries listed? No ☐ Yes ☐
If the answer is "yes", please complete the appropriate application for coverage under the applicable stormwater general permit. Applications are available at www.cdphe.state.co.us/wq/PermitsUnit, or by contacting the Stormwater Program at 303-692-3590.

29. **Pollution Prevention Plans:** Please describe any pollution prevention or best management plans currently in place which could result in the improvement of water quality. These could include solvent recycling programs, material containment procedures, education, etc.

All water storage tanks are within containment with leak detection. All chemicals are stored in containment bins. All interior floor drains collect & transfer waste to the equlization tank for treatment

30. Please include any other information which you feel the Division should be aware of in drafting this permit.

The project will have a positive impact on reducing the environmental impacts of trucking Produced water throughout the western slope.

31. **Signature of Applicant**

"I certify under penalty of law that this document and all attachments were prepared under my direction or supervision in accordance with a system designed to assure that qualified personnel properly gathered and evaluated the information submitted. Based on my inquiry of the person or persons who manage the system, or those persons directly responsible for gathering the information, the information submitted is to the best of my knowledge and belief, true, accurate and complete. I am aware that there are significant penalties for submitting false information, including the possibility of fine and imprisonment for knowing violations."

Signature of Owner | Date Signed: 10/16/08

George A. Hart | President

Name (printed) | Title

Signature of Operator | Date Signed

Name (printed) | Title

003

CHAIN OF CUSTODY RECORD / ANALYTICAL SERVICES AGREEMENT **

Page___of_____

CLIENT INFORMATION

Evergreen Analytical Laboratory Inc.

4036 Youngfield St.
Wheat Ridge, Colorado 80033
(303) 425-6021
FAX (303) 425-6854
(877) 737-4521
e-mail info@evergreenanalytical.com

Mail **Original** Report to: Global Water Technology
Attn MARK MARCIN
Address 7160 IRVINE ST
City WESTMINSTER State CO Zip 80030
Tel # 303-215-1100 Fax # _____ E-mail MMARCIN@G

REPORT ALSO BY ☐ FAX ☒ PDF ☐ EDD

REPORT CHROMATOGRAMS ☐ YES

Report Results by:_____ (Date)*
Standard 2 working weeks ☐
UST Analyses per Fee Schedule ☐
* Rush: ☐ less than 24 hrs, 150% ☐ 1 - 2 work days, 100%
☐ 3 - 5 work days, 50% ☐ 6 - 9 work days, 25%
*Subject to surcharge & exceptions noted in fee schedule.

Mail Invoice to:_____
Attn _____
Address _____
City_____ State____ Zip_____
Tel #_____ Fax #_____
Project ID# _____
P.O. _____ Quote 10501
Sampler_____

NOTE: *Identify Known Hazards Below*

SAMPLE IDENTIFICATION	DATE SAMPLED	TIME	No. of Containers	MATRIX: 1)Drinking Water or 2)Discharge Water or 3) Ground Water (circle one)	Soil / Solid / Air / Gas	Oil / Sludge / Wipe	ANALYSES (check anaylsis)	For Laboratory Use Only
Black Water							See quote	01

W.O. # 08-6970
B.O.F. # _____
C/S (O) NA /
C/S (I) N / HP
Temp. °C 20.5 / Ice ____
Seals Present Y / ~~N~~ / NA
Samples Pres. Y / ~~N~~ / NA
Headspace ~~Y~~ / N / NA
By _____

Does this analysis involve property transfer? ☐Yes or ☐No

Sample Fraction

Instructions:

** **Important Note:** See reverse side hereof for terms and conditions.

Relinquished by: (*Signature*)	Date/Time	Received by: (*Signature*)	Date/Time	Relinquished by: (*Signature*)	Date/Time	Received by: (*Signature*)	Date/Time
[signature]	9/12/08	[signature]	9/12/08 12:40				

Evergreen Analytical, Inc. **Date:** *19-Sep-08*

Lab Order: 08-6970
Client Project ID

CASE NARRATIVE

SAMPLE RECEIVING

Sample(s) were hand delivered to the laboratory by the client.
Custody seals were not present.
The temperature of the sample(s) upon arrival was 20.5 °C, which is above the CDPHE required 6 degrees Celcius or lower.
The sample was in large plastic jugs with headspace. It was transferred to proper containers at the lab.
The client had no date or time for the sample. JD/TP

QUALITY ASSURANCE (QA)

Analyses performed on samples in this work order by EAL meet the requirements of the EAL Quality Assurance Program unless otherwise explained. Analyses of RCRA samples meet the requirements of NELAC and Utah Rule R444-14 unless otherwise explained. TP

CLIENT SERVICES

The samples were logged in per the quotation. A sample collection date was not provided, therefore the holding time could not be calculated. There are no other anomalies to report. EKH

GENERAL CHEMISTRY

The Anion sample had high conductivity and high Chloride levels and needed diluting. This raised the reporting limit for Nitrate, Nitrite, and o-Phosphate. GH
The hydrogen sulfide value reported is believed to be a false positive result, because the total sulfide value is much lower. The sample when treated for the H2S analysis reacted adversely, interfering with the final titration. The total sulfide analysis had a different treatment and had no problems. MM
There are no other anomalies to report. MM

OIL AND GREASE/TRPH ANALYSIS

Method 1664_W: There are no anomalies to report. JT
Method 418.1 : There are no anomalies to report. CMS

METALS ANALYSIS

200.7_T: Copper and Sodium were detected in the method blank (MB) for the 200.7 Total metals at 0.007 and 1.7 mg/L, respectively. These amounts were not subtracted from the sample result. The matrix spikes (MS/MSD) recoveries for Calcium, Potassium, Sodium, and Strontium are outside the

Evergreen Analytical, Inc. **Date:** *19-Sep-08*

Lab Order: 08-6970
Client Project ID

CASE NARRATIVE

QC limits. This is due to the high concentration of these metals in the sample versus the low concentration of the spike. The RPDs for these analyte recoveries are within limits and the laboratory control spike (LCS) recoveries are all within QC limits, showing the analysis is in control. There are no other anomalies to report. WKH

GAS CHROMATOGRAPHY

Method TVH_W, 8021_W: The TVH surrogate recovery for sample 08-6970-01N is above the QC limit due to coeluting interference. The same surrogate measured by PID (BTEX portion) is within QC limits.
Both surrogate recoveries for the batch matrix spikes (on another client's sample) and the TVH surrogate recovery for the laboratory control spike (LCS) are above the QC limits. The batch matrix spike also showed recoveries outside the QC limit for Ethylbenzene and TVH-Gasoline. All analyte recoveries for the laboratory control spike (LCS) and the batch matrix spike duplicate (MSD) are within QC limits, and the RPDs for the matrix spikes (MS/MSD) recoveries are also within QC limits, proving the analysis is in control. There are no other anomalies to report. VM/CMS

Method TEH_W: (Sample 08-6970-01H) There are no anomalies to report. MDS

Method TEH_W (Fuel ID): Sample 08-6970-01R showed peaks across the Kerosene (Jet A), Diesel Fuel, and Motor Oil boiling ranges and was analyzed against Jet A, Diesel Fuel, and Motor Oil calibrations. However, the GC trace suggested this material is petroleum (crude oil) and not a combination of the above fuels. Since crude oils differ widely in composition, there is no overall standard (or calibration) for crude oil so the results were reported as being in the Jet A, Diesel, and Motor Oil boiling ranges. There are no other anomalies to report. MDS/CMS

GAS CHROMATOGRAPHY/MASS SPECTROMETRY

Method 8260_W: The matrix spikes showed no recoveries on 2-Chloroethylvinylether due to the acid preservation in the spike sample, which destroys this compound. The matrix Spike (MS) recoveries for Carbon tetrachloride and 1,1,1-Trichloroethane were above QC limits but the matrix spike duplicate (MSD) and laboratory control spike (LCS) recoveries were within the QC limits. There are no other anomalies to report. SWT/CMS

Method 8270_W: The sample required a 5x dilution for analysis due to possible matrix interference. There are no other anomalies to report. TMB

Evergreen Analytical, Inc.

4036 Youngfield Street, Wheat Ridge, Colorado 80033-3862
(303) 425-6021

Client Project ID
Date Received: 9/12/08

Lab Order: 08-6970
Date Prepared: 9/15/08
Units: mg/L

n-Hexane Extractable Material (Oil & Grease)

HEM - Oil & Grease

Method: E1664A **Prep Method:**

Lab ID	Client ID	Matrix	Date Collected	Date Analyzed	Results	LQL	DF
08-6970-01A	Black Water	Water		9/15/08	12.3	5.00	1

Analyst

Approved

Qualifiers:
B - Analyte detected in the associated Method Blank, value not subtracted from result
E - Extrapolated value.Value exceeds calibration range
H - Sample analysis exceeded analytical holding tim
J - Indicates an estimated value when the compound is detected, but is below the LQL
S - Spike Recovery outside accepted limits
U - Compound analyzed for but not detected
X - See case narrative
* -Value exceeded the Maximum Contamination Level (MCL), TCLP limit, or if compound is undetected, LQL exceeds MCL.

Definitions:
DF - Dilution Factor
PF - Prep Factor
LQL - Lower Quantitation Limit

Print Date: 9/17/2008

Evergreen Analytical, Inc.

4036 Youngfield Street, Wheat Ridge, Colorado 80033-3862
(303) 425-6021

Client Sample ID: Black Water
Client Project ID:
Date Collected:
Date Received: 9/12/08

Lab Work Order 08-6970
Lab Sample ID: 08-6970-01
Sample Matrix: Water

FLUORIDE

Method: SM 4500-F C **Prep Method:**

Date Prepared: 9/23/08 **Lab File ID:** 3 **Dilution Factor:** 1
Date Analyzed: 9/23/08 **Method Blank:** MBLK 09/23/08 **Lab Fraction ID:** 08-6970-01B

Analytes	CAS Number	Result	LQL	Units
Fluoride	16984-48-8	1.1	0.20	mg/L

Analyst

Approved

Qualifiers:
B - Analyte detected in the associated Method Blank, value not subtracted from result
E - Extrapolated value.Value exceeds calibration range
H - Sample analysis exceeded analytical holding time
J - Indicates an estimated value when the compound is detected, but is below the LQL
S - Spike Recovery outside accepted limits
U - Compound analyzed for but not detected
X - See case narrative
* -Value exceeded the Maximum Contamination Level (MCL), TCLP limit, or if compound is undetected, LQL exceeds MCL.

Definitions:
NA - Not Applicable
LQL - Lower Quantitation Limit
Surr - Surrogate

Print Date: 9/23/2008

Evergreen Analytical, Inc.

4036 Youngfield Street, Wheat Ridge, Colorado 80033-3862
(303) 425-6021

Client Sample ID: Black Water
Client Project ID:
Date Collected:
Date Received: 9/12/08

Lab Work Order 08-6970
Lab Sample ID: 08-6970-01
Sample Matrix: Water

DISSOLVED METALS

Method: SW6010B **Prep Method: E200.7/SW3010A**

Date Prepared: 9/16/08
Date Analyzed: 9/16/08
Lab File ID: 091608am
Method Blank: MB-16693
Dilution Factor: 10
Lab Fraction ID: 08-6970-01F

Analytes	CAS Number	Result	LQL	Units
Iron	7439-89-6	1.2	0.70	mg/L
Manganese	7439-96-5	0.71	0.050	mg/L
Silicon as SiO2(Silica)	7440-21-3	41	1.1	mg/L

NMB
Analyst

Approved

Qualifiers:
B - Analyte detected in the associated Method Blank, value not subtracted from result
E - Extrapolated value.Value exceeds calibration range
H - Sample analysis exceeded analytical holding time
J - Indicates an estimated value when the compound is detected, but is below the LQL
S - Spike Recovery outside accepted limits
U - Compound analyzed for but not detected
X - See case narrative
* -Value exceeded the Maximum Contamination Level (MCL), TCLP limit, or if compound is undetected, LQL exceeds MCL.

Definitions:
NA - Not Applicable
LQL - Lower Quantitation Limit
Surr - Surrogate

Print Date: 9/22/2008

Evergreen Analytical, Inc.

4036 Youngfield Street, Wheat Ridge, Colorado 80033-3862
(303) 425-6021

Client Sample ID: Black Water
Client Project ID:
Date Collected:
Date Received: 9/12/08

Lab Work Order: 08-6970
Lab Sample ID: 08-6970-01
Sample Matrix: Water

ANIONS BY IC

Method: E300.0 **Prep Method:**

Date Prepared: 9/12/08 **Dilution Factor:** 100
Date Analyzed: 9/12/08 1351 **Method Blank:** METHOD BLANK 9/12/20 **Lab Fraction ID:** 08-6970-01B

Analytes	CAS Number	Result	LQL	Units
Bromide	7647-15-6	77.8	20	mg/L
Nitrate		U	20	mg/L
o-Phosphate	7778-77-0	U	20	mg/L
Sulfate	7778-80-2	1730	50	mg/L

Date Prepared: 9/12/08 **Dilution Factor:** 500
Date Analyzed: 9/12/08 1408 **Method Blank:** METHOD BLANK 9/12/20 **Lab Fraction ID:** 08-6970-01B

Analytes	CAS Number	Result	LQL	Units
Chloride	7647-14-5	16400	250	mg/L
Nitrite		U	100	mg/L

Analyst

Approved

Qualifiers:
B - Analyte detected in the associated Method Blank, value not subtracted from result
E - Extrapolated value.Value exceeds calibration range
H - Sample analysis exceeded analytical holding time
J - Indicates an estimated value when the compound is detected, but is below the LQL
S - Spike Recovery outside accepted limits
U - Compound analyzed for but not detected
X - See case narrative
* -Value exceeded the Maximum Contamination Level (MCL), TCLP limit, or if compound is undetected, LQL exceeds MCL.

Definitions:
NA - Not Applicable
LQL - Lower Quantitation Limit
Surr - Surrogate

Print Date: 9/15/2008

Evergreen Analytical, Inc.

4036 Youngfield Street, Wheat Ridge, Colorado 80033-3862
(303) 425-6021

Client Project ID
Date Received: 9/12/08

Lab Order: 08-6970
Date Prepared: 9/18/08
Units: mg/L

Total Recoverable Petroleum Hydrocarbons
TRPH

Method: E418.1 **Prep Method:**

Lab ID	Client ID	Matrix	Date Collected	Date Analyzed	Results	LQL	DF
08-6970-01C	Black Water	Water		9/18/08	15	0.51	5.128

Analyst

Approved

Qualifiers:
B - Analyte detected in the associated Method Blank, value not subtracted from result
E - Extrapolated value.Value exceeds calibration range
H - Sample analysis exceeded analytical holding tim
J - Indicates an estimated value when the compound is detected, but is below the LQL
S - Spike Recovery outside accepted limits
U - Compound analyzed for but not detected
X - See case narrative
* -Value exceeded the Maximum Contamination Level (MCL), TCLP limit, or if compound is undetected, LQL exceeds MCL.

Definitions:
DF - Dilution Factor
PF - Prep Factor
LQL - Lower Quantitation Limit

Print Date: 9/19/2008

Evergreen Analytical, Inc.

4036 Youngfield Street, Wheat Ridge, Colorado 80033-3862
(303) 425-6021

Client Sample ID: Black Water
Client Project ID:
Date Collected:
Date Received: 9/12/08

Lab Work Order: 08-6970
Lab Sample ID: 08-6970-01
Sample Matrix: Water

ALKALINITY

Method: SM2320B **Prep Method:**

Date Prepared: 9/15/08 **Lab File ID:** 62 **Dilution Factor:** 1
Date Analyzed: 9/15/08 **Method Blank:** MBLK 9/15/08 **Lab Fraction ID:** 08-6970-01K

Analytes	CAS Number	Result	LQL	Units
Total Alkalinity		998	5.0	mg/L CaCO3
Bicarbonate		998	5.0	mg/L CaCO3
Carbonate		U	5.0	mg/L CaCO3

AMMONIA-N

Method: SM4500-NH3 D **Prep Method:**

Date Prepared: 9/15/08 **Lab File ID:** 68 **Dilution Factor:** 1
Date Analyzed: 9/15/08 **Method Blank:** MBLK 091508 **Lab Fraction ID:** 08-6970-01L

Analytes	CAS Number	Result	LQL	Units
Ammonia-N		9.0	0.80	mg/L

BIOCHEMICAL OXYGEN DEMAND

Method: SM5210B **Prep Method:**

Comments: Seed blank subtracted.

Date Prepared: 9/12/08 1110 **Dilution Factor:** 1
Date Analyzed: 9/17/08 **Lab Fraction ID:** 08-6970-01M

Analytes	CAS Number	Result	LQL	Units
Biochemical Oxygen Demand		424	10.0	mg/L

SPECIFIC CONDUCTANCE @ 25°C

Method: SM2510 B **Prep Method:**

Date Prepared: 9/12/08 **Lab File ID:** 68 **Dilution Factor:** 1
Date Analyzed: 9/12/08 **Lab Fraction ID:** 08-6970-01Q

Analytes	CAS Number	Result	LQL	Units
Specific Conductance		45400	1.00	µmhos/cm

Analyst

Approved

Qualifiers:
B - Analyte detected in the associated Method Blank, value not subtracted from result
E - Extrapolated value.Value exceeds calibration range
H - Sample analysis exceeded analytical holding time
J - Indicates an estimated value when the compound is detected, but is below the LQL
S - Spike Recovery outside accepted limits
U - Compound analyzed for but not detected
X - See case narrative
* -Value exceeded the Maximum Contamination Level (MCL), TCLP limit, or if compound is undetected, LQL exceeds MCL.

Definitions:
NA - Not Applicable
LQL - Lower Quantitation Limit
Surr - Surrogate

Print Date: 9/19/08

Evergreen Analytical, Inc.

4036 Youngfield Street, Wheat Ridge, Colorado 80033-3862
(303) 425-6021

Client Sample ID: Black Water
Client Project ID:
Date Collected:
Date Received: 9/12/08

Lab Work Order: 08-6970
Lab Sample ID: 08-6970-01
Sample Matrix: Water

E150.1 PH

Method: E150.1 **Prep Method:**

Date Prepared: 9/12/08
Date Analyzed: 9/12/08 1350
Dilution Factor: 1
Lab Fraction ID: 08-6970-01O

Analytes	CAS Number	Result	LQL	Units
pH		7.38	1.00	pH Units

TOTAL PHENOLS

Method: E420.1 **Prep Method:**

Date Prepared: 9/12/08
Date Analyzed: 9/12/08
Method Blank: MBLK
Dilution Factor: 10
Lab Fraction ID: 08-6970-01D

Analytes	CAS Number	Result	LQL	Units
Total Phenols		2190	500	µg/L

HYDROGEN SULFIDE

Method: SM 4500-S F/H **Prep Method:**

Comments: Value reported believed to be a false positive result , due to matrix interference. See case narrative.

Date Prepared: 9/16/08
Date Analyzed: 9/16/08
Lab File ID: 73
Method Blank: MBLK 09/16/08
Dilution Factor: 1
Lab Fraction ID: 08-6970-01P

Analytes	CAS Number	Result	LQL	Units
Hydrogen Sulfide		2.0	0.50	mg/L

TOTAL SULFIDE

Method: SM 4500-S C/F **Prep Method:**

Date Prepared: 9/16/08
Date Analyzed: 9/16/08
Lab File ID: 69
Method Blank: MBLK 09/16/08
Dilution Factor: 1
Lab Fraction ID: 08-6970-01P

Analytes	CAS Number	Result	LQL	Units
Total Sulfide		0.60	0.50	mg/L

Analyst

Approved

Qualifiers:
B - Analyte detected in the associated Method Blank, value not subtracted from result
E - Extrapolated value.Value exceeds calibration range
H - Sample analysis exceeded analytical holding time
J - Indicates an estimated value when the compound is detected, but is below the LQL
S - Spike Recovery outside accepted limits
U - Compound analyzed for but not detected
X - See case narrative
* -Value exceeded the Maximum Contamination Level (MCL), TCLP limit, or if compound is undetected, LQL exceeds MCL.

Definitions:
NA - Not Applicable
LQL - Lower Quantitation Limit
Surr - Surrogate

Print Date: 9/18/08

Evergreen Analytical, Inc.

4036 Youngfield Street, Wheat Ridge, Colorado 80033-3862
(303) 425-6021

Client Sample ID: Black Water
Client Project ID:
Date Collected:
Date Received: 9/12/08

Lab Work Order: 08-6970
Lab Sample ID: 08-6970-01
Sample Matrix: Water

TOTAL DISSOLVED SOLIDS (TDS)

Method: SM 2540C **Prep Method:**

Date Prepared: 9/15/08 **Lab File ID:** 62 **Dilution Factor:** 1
Date Analyzed: 9/15/08 **Method Blank:** MBLK 09/15/08 **Lab Fraction ID:** 08-6970-01S

Analytes	CAS Number	Result	LQL	Units
Total Dissolved Solids		29700	10.0	mg/L

TOTAL PHOSPHORUS

Method: SM 4500-P B/E **Prep Method:**

Date Prepared: 9/17/08 **Lab File ID:** 83 **Dilution Factor:** 5
Date Analyzed: 9/17/08 **Lab Fraction ID:** 08-6970-01T

Analytes	CAS Number	Result	LQL	Units
Total Phosphorus		4.6	0.50	mg/L

TOTAL SUSPENDED SOLIDS (TSS)

Method: SM 2540 D **Prep Method:**

Date Prepared: 9/16/08 **Lab File ID:** 9 **Dilution Factor:** 1
Date Analyzed: 9/16/08 **Method Blank:** MBLK 091608 **Lab Fraction ID:** 08-6970-01S

Analytes	CAS Number	Result	LQL	Units
Total Suspended Solids		62.7	5.0	mg/L

Analyst

Approved

Qualifiers:
B - Analyte detected in the associated Method Blank, value not subtracted from result
E - Extrapolated value.Value exceeds calibration range
H - Sample analysis exceeded analytical holding time
J - Indicates an estimated value when the compound is detected, but is below the LQL
S - Spike Recovery outside accepted limits
U - Compound analyzed for but not detected
X - See case narrative
* -Value exceeded the Maximum Contamination Level (MCL), TCLP limit, or if compound is undetected, LQL exceeds MCL.

Definitions:
NA - Not Applicable
LQL - Lower Quantitation Limit
Surr - Surrogate

Print Date: 9/18/08

Evergreen Analytical, Inc.

4036 Youngfield Street, Wheat Ridge, Colorado 80033-3862
(303) 425-6021

Client Project ID
Collection Date:

Lab Order: 08-6970
Date Received: 9/12/08
Units: mg/L

Total Organic Carbon (TOC)
Total Organic Carbon

Method: SM 5310 B **Prep Method:**

Lab ID	Client ID	Matrix	Date Prepared	Date Analyzed	Results	LQL	DF
08-6970-01E	Black Water	Water	9/15/08	9/15/08	207	50	50

Comments TOC as NPOC (Non-Purgable Organic Carbon)

J. Lange
Analyst

Approved

Qualifiers: J - Indicates an estimated value when the compound is detected, but is below the LQL
H - Sample analysis exceeded analytical holding time
U - Compound analyzed for but not detected
X - See case narrative
* - Value exceeds Maximum Contamination Level(MCL), TCLP limit, or if compound is undetected, LQL exceeds MCL.

Definitions: DF - Dilution Factor
LQL - Lower Quantitation Limit

Print Date: 9/16/08

Evergreen Analytical, Inc.

4036 Youngfield Street, Wheat Ridge, Colorado 80033-3862
(303) 425-6021

Client Sample ID: Black Water
Client Project ID:
Date Collected:
Date Received: 9/12/08

Lab Work Order 08-6970
Lab Sample ID: 08-6970-01
Sample Matrix: Water

DISSOLVED METALS

Method: SW6010B **Prep Method: E200.7/SW3010A**

Date Prepared: 9/16/08
Date Analyzed: 9/16/08
Lab File ID: 091608am
Method Blank: MB-16693
Dilution Factor: 10
Lab Fraction ID: 08-6970-01F

Analytes	CAS Number	Result	LQL	Units
Iron	7439-89-6	1.2	0.70	mg/L
Manganese	7439-96-5	0.71	0.050	mg/L

Analyst

Approved

Qualifiers:
B - Analyte detected in the associated Method Blank, value not subtracted from result
E - Extrapolated value.Value exceeds calibration range
H - Sample analysis exceeded analytical holding time
J - Indicates an estimated value when the compound is detected, but is below the LQL
S - Spike Recovery outside accepted limits
U - Compound analyzed for but not detected
X - See case narrative
* -Value exceeded the Maximum Contamination Level (MCL), TCLP limit, or if compound is undetected, LQL exceeds MCL.

Definitions:
NA - Not Applicable
LQL - Lower Quantitation Limit
Surr - Surrogate

Print Date: 9/18/2008

Evergreen Analytical, Inc.

4036 Youngfield Street, Wheat Ridge, Colorado 80033-3862
(303) 425-6021

Client Sample ID: Black Water
Client Project ID:
Date Collected:
Date Received: 9/12/08

Lab Work Order 08-6970
Lab Sample ID: 08-6970-01
Sample Matrix: Water

TOTAL METALS

Method: SW6010B **Prep Method: E200.7/SW3010A**

Date Prepared: 9/15/08 **Lab File ID:** 091608am **Dilution Factor:** 10
Date Analyzed: 9/16/08 **Method Blank:** MB-16679 **Lab Fraction ID:** 08-6970-01G

Analytes	CAS Number	Result	LQL	Units
Antimony	7440-36-0	U	0.25	mg/L
Arsenic	7440-38-2	U	0.50	mg/L
Barium	7440-39-3	4.5	0.015	mg/L
Boron	7440-42-8	4.6	0.20	mg/L
Cadmium	7440-43-9	U	0.080	mg/L
Calcium	7440-70-2	450	3.9	mg/L
Chromium	7440-47-3	U	0.10	mg/L
Copper	7440-50-8	U	0.050	mg/L
Iron	7439-89-6	2.8	0.70	mg/L
Lead	7439-92-1	U	0.70	mg/L
Magnesium	7439-95-4	60	1.5	mg/L
Manganese	7439-96-5	0.65	0.050	mg/L
Nickel	7440-02-0	U	0.30	mg/L
Potassium	7440-09-7	100	3.4	mg/L
Selenium	7782-49-2	U	1.0	mg/L
Silver	7440-22-4	U	0.26	mg/L
Sodium	7440-23-5	9800 B	4.0	mg/L
Thallium	7440-28-0	U	0.60	mg/L
Uranium	7440-61-1	U	0.50	mg/L
Zinc	7440-66-6	U	0.30	mg/L

Date Prepared: 9/15/08 **Lab File ID:** 091708sr **Dilution Factor:** 10
Date Analyzed: 9/17/08 **Method Blank:** MB-16679 **Lab Fraction ID:** 08-6970-01G

Analytes	CAS Number	Result	LQL	Units
Strontium	7440-24-6	22	0.0050	mg/L

MB
Analyst

Approved

Qualifiers:
B - Analyte detected in the associated Method Blank, value not subtracted from result
E - Extrapolated value.Value exceeds calibration range
H - Sample analysis exceeded analytical holding time
J - Indicates an estimated value when the compound is detected, but is below the LQL
S - Spike Recovery outside accepted limits
U - Compound analyzed for but not detected
X - See case narrative
* -Value exceeded the Maximum Contamination Level (MCL), TCLP limit, or if compound is undetected, LQL exceeds MCL.

Definitions:
NA - Not Applicable
LQL - Lower Quantitation Limit
Surr - Surrogate

Print Date: 9/22/2008

Evergreen Analytical, Inc.

4036 Youngfield Street, Wheat Ridge, Colorado 80033-3862
(303) 425-6021

Client Sample ID: Black Water
Client Project ID:
Date Collected:
Date Received: 9/12/08

Lab Work Order 08-6970
Lab Sample ID: 08-6970-01
Sample Matrix: Water

TOTAL MERCURY

Method: SW7470A **Prep Method: E245.1**

Date Prepared: 9/15/08 **Lab File ID:** 91508 **Dilution Factor:** 1
Date Analyzed: 9/15/08 **Method Blank:** MB-16668 **Lab Fraction ID:** 08-6970-01G

Analytes	CAS Number	Result	LQL	Units
Mercury	7439-97-6	U	0.00010	mg/L

Analyst

Approved

Qualifiers:
B - Analyte detected in the associated Method Blank, value not subtracted from result
E - Extrapolated value.Value exceeds calibration range
H - Sample analysis exceeded analytical holding time
J - Indicates an estimated value when the compound is detected, but is below the LQL
S - Spike Recovery outside accepted limits
U - Compound analyzed for but not detected
X - See case narrative
* -Value exceeded the Maximum Contamination Level (MCL), TCLP limit, or if compound is undetected, LQL exceeds MCL.

Definitions:
NA - Not Applicable
LQL - Lower Quantitation Limit
Surr - Surrogate

Print Date: 9/18/2008

Evergreen Analytical, Inc.

4036 Youngfield Street, Wheat Ridge, Colorado 80033-3862
(303) 425-6021

Lab Order: 08-6970
Client Project ID:
Matrix: Water

Date Received: 9/12/08
Date Prepared: 9/15/08
Prep Batch ID: 16672
Units: mg/L

Total Extractable Hydrocarbons
Diesel Fuel (No. 2)

Method: SW8015B Mod **Prep Method: SW3510C**

Lab ID	Client Sample ID	File ID	Date Collected	Date Analyzed	DF	Surr REC	Sample Results	LQL
08-6970-01H	Black Water	FID50915\010F1001		9/15/08	1	89%	15	0.40

Surrogate QC Limits 35-130 %REC Surr: TBB

MS
Analyst

Approved

Qualifiers:
B - Analyte detected in the associated Method Blank, value not subtracted from result
E - Extrapolated value. Value exceeds calibration range
H - Sample analysis exceeded analytical holding time
J - Indicates an estimated value when the compound is detected, but is below the LQL
S - Spike Recovery outside accepted limits
U - Compound analyzed for but not detected
X - See case narrative
* -Value exceeded the Maximum Contamination Level (MCL), TCLP limit, or if compound is undetected, LQL exceeds MCL.

Definitions:
DF - Dilution Factor
LQL - Lower Quantitation Limit
Surr - Surrogate

Print Date: 9/15/08

Data file : C:\HPCHEM\1\DATA\FID50915\010F1001.D

Injection Date	: 9/15/2008 1:22:12 PM	Location :	Vial 10
Sample Name	: 08-6970-01H	Inj. No. :	1
Acq. Operator	: Marcus Stephenson	Inj. Vol.:	2 µl
Acq. Method	: FRONTBASE.M		
Analysis Method	: C:\HPCHEM\1\METHODS\FID5F0429.M		
Last Changed	: 9/15/2008 01:41:51 pm		

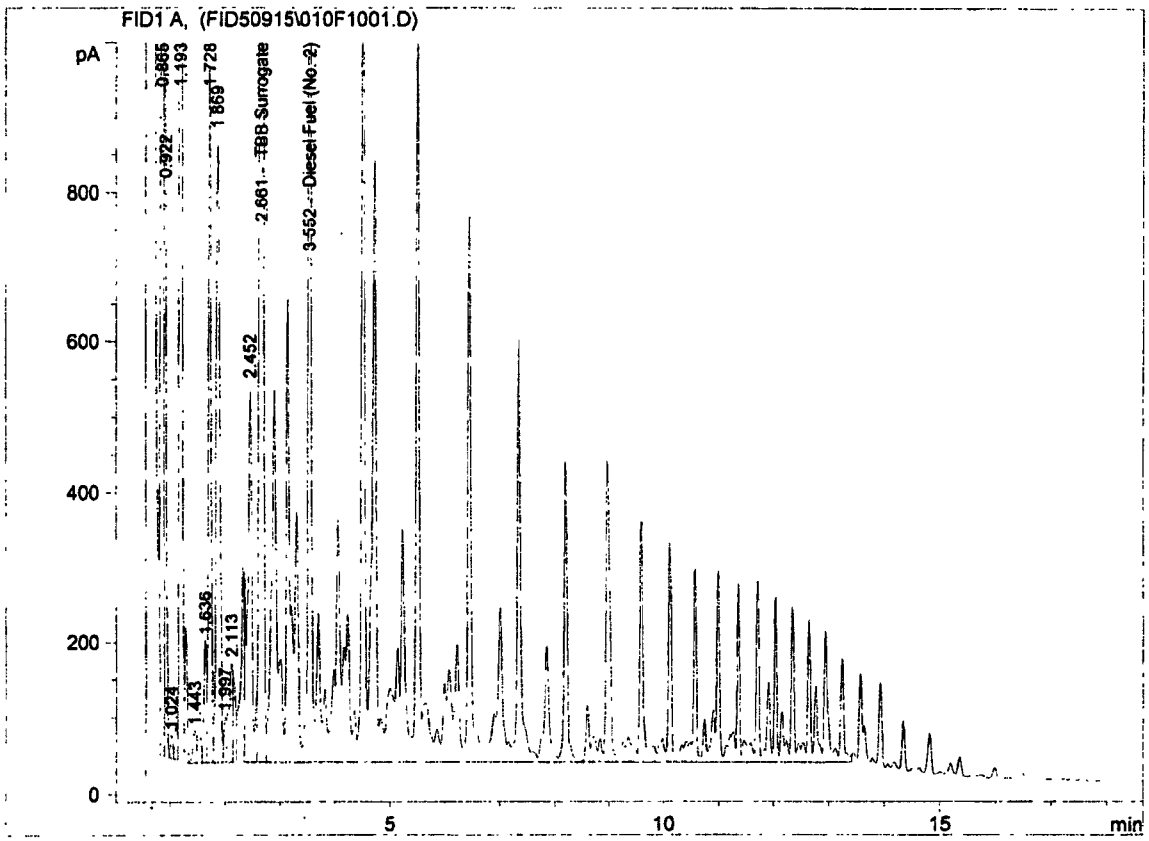

EAL External Standard Report

Calib. Data Mod. : 9/15/2008 01:41:53 pm
Multiplier : 1.00
Multipier #2 : 1.00
Sample Info : SAMP TEH_W
DF=1
BATCH 16672

Exp. RT	RT [min]	Type	Area	Amount [mg/L]	Compound Name
2.700	2.661	MF	11919.859	892.612	TBB Surrogate
3.550	3.552	FM	61251.465	7539.745	Diesel Fuel (No. 2)

BC
MW 9-15-08

Evergreen Analytical, Inc.

4036 Youngfield Street, Wheat Ridge, Colorado 80033-3862
(303) 425-6021

Client Sample ID:	Black Water	**Lab Work Order**	08-6970
Client Project ID:		**Lab Sample ID:**	08-6970-01R
Date Collected:		**Sample Matrix:**	Water
Date Received:	9/12/08	**Lab File ID:**	FID60915\083R
Date Prepared:	9/15/08	**Method Blank:**	MB-16672
Date Analyzed:	9/16/08	**Prep Factor:**	0.002
Percent Moisture	NA	**Dilution Factor:**	1.00

Method: SW8015B MOD
Prep Method: SW3510C

TOTAL EXTRACTABLE HYDROCARBONS

Units: mg/L

Analytes	CAS Number	Result	LQL
Diesel Fuel (No. 2)	68334-30-5	13	0.40
Gasoline	86290-81-5	U	0.80
Jet A	64742-47-8	4.4	0.60
Motor Oil		5.5	1.0
Surr: TBB	98-06-6	104	**QC Limits:** 35-130 %REC

MS
Analyst

DT
Approved

Qualifiers: **See the case narrative for a discussion**
B - Analyte detected in the Method Blank, value not subtracted from result
E - Extrapolated value. Value exceeds calibration range
H - Prep or Analytical holding time exceeded
S - Spike Recovery outside acceptance limits
X - See case narrative
* -Value exceeded the Maximum Contamination Level (MCL), TCLP limit, or if compound is undetected, LQL exceeds MCL.

Qualifiers: U - Analyte not detected at or above the reporting limit
J - Estimated value below the LQL

Definitions: NA - Not Applicable
LQL - Lower Quantitation Limit
MDL - Method Detection Limit
Surr - Surrogate Standard

Print Date: 9/16/08

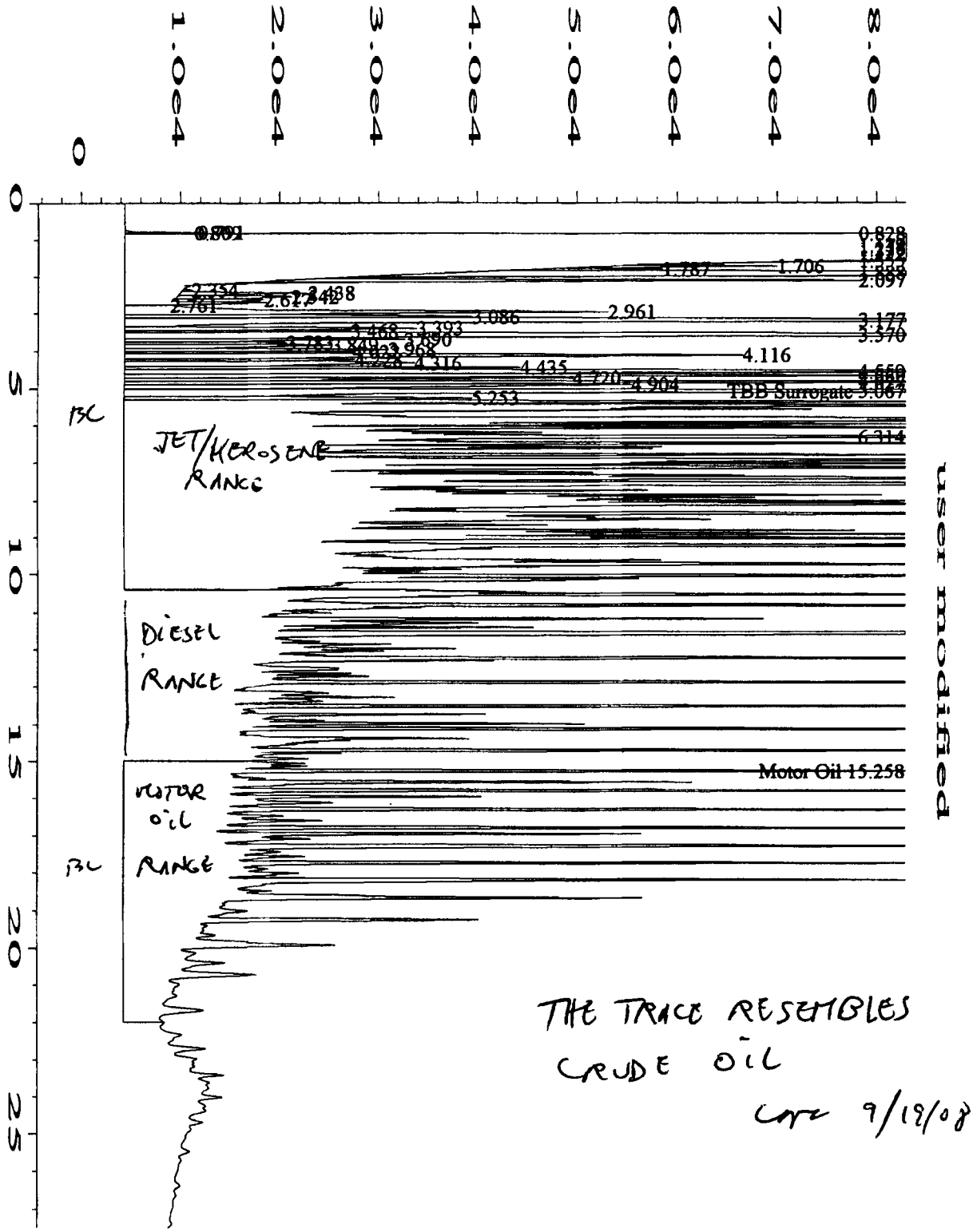

THE TRACE RESEMBLES CRUDE OIL

Cpc 9/18/08

Data File Name	: C:\HPCHEM\1\DATA\FID60915\083R0101.D		
Operator	: Marcus Stephenson	Page Number	: 1
Instrument	: FID6	Vial Number	: 83
Sample Name	: 08-6970-01R	Injection Number	: 1
Run Time Bar Code:		Sequence Line	: 1
Acquired on	: 16 Sep 08 06:01 AM	Instrument Method:	DUALFID.MTH
Report Created on:	16 Sep 08 09:08 AM	Analysis Method	: MR60725.MTH
Last Recalib on	: 28 JUL 08 08:25 AM	Sample Amount	: 0
Multiplier	: 1	ISTD Amount	:

1x MD 9-16-08

Evergreen Analytical, Inc.

4036 Youngfield Street, Wheat Ridge, Colorado 80033-3862
(303) 425-6021

Client Sample ID:	Black Water	**Lab Work Order**	08-6970
Client Project ID:		**Lab Sample ID:**	08-6970-01I
Date Collected:		**Sample Matrix:**	Water
Date Received:	9/12/08	**Lab File ID:**	VOA20917\1701017.D
Date Prepared:	9/17/08	**Method Blank:**	MB2091708-W
Date Analyzed:	9/17/08	**Prep Factor:**	1.000
Percent Moisture	NA	**Dilution Factor:**	50.00

Method: SW8260B **VOLATILE ORGANICS**
Prep Method: SW5030B

Units: µg/L

Analytes	CAS Number	Result	LQL
Acetone	67-64-1	2300	500
Benzene	71-43-2	4500	50
Bromodichloromethane	75-27-4	U	100
Bromoform	75-25-2	U	200
Bromomethane	74-83-9	U	200
2-Butanone	78-93-3	U	250
Carbon disulfide	75-15-0	U	100
Carbon tetrachloride	56-23-5	U	100
Chlorobenzene	108-90-7	U	100
Chloroethane	75-00-3	U	200
2-Chloroethylvinylether	110-75-8	U	200
Chloroform	67-66-3	U	100
Chloromethane	74-87-3	U	200
Dibromochloromethane	124-48-1	U	100
1,2-Dichlorobenzene	95-50-1	U	100
1,3-Dichlorobenzene	541-73-1	U	100
1,4-Dichlorobenzene	106-46-7	U	100
1,1-Dichloroethane	75-34-3	U	100
1,2-Dichloroethane	107-06-2	U	100
1,1-Dichloroethene	75-35-4	U	100
cis-1,2-Dichloroethene	156-59-2	U	100
trans-1,2-Dichloroethene	156-60-5	U	100
1,2-Dichloropropane	78-87-5	U	100
cis-1,3-Dichloropropene	10061-01-5	U	100
trans-1,3-Dichloropropene	10061-02-6	U	100
Ethylbenzene	100-41-4	91 J	100

Analyst

Approved

Qualifiers: **See the case narrative for a discussion**
B - Analyte detected in the Method Blank, value not subtracted from result
E - Extrapolated value. Value exceeds calibration range
H - Prep or Analytical holding time exceeded
S - Spike Recovery outside acceptance limits
X - See case narrative
* - Value exceeded the Maximum Contamination Level (MCL), TCLP limit, or if compound is undetected, LQL exceeds MCL.

Qualifiers: U - Analyte not detected at or above the reporting limit
J - Estimated value below the LQL

Definitions: NA - Not Applicable
LQL - Lower Quantitation Limit
MDL - Method Detection Limit
Surr - Surrogate Standard

Print Date: 9/18/08

Evergreen Analytical, Inc.

4036 Youngfield Street, Wheat Ridge, Colorado 80033-3862
(303) 425-6021

Client Sample ID:	Black Water	**Lab Work Order**	08-6970
Client Project ID:		**Lab Sample ID:**	08-6970-01I
Date Collected:		**Sample Matrix:**	Water
Date Received:	9/12/08	**Lab File ID:**	VOA20917\1701017.D
Date Prepared:	9/17/08	**Method Blank:**	MB2091708-W
Date Analyzed:	9/17/08	**Prep Factor:**	1.000
Percent Moisture	NA	**Dilution Factor:**	50.00

Method: SW8260B **VOLATILE ORGANICS**
Prep Method: SW5030B

Units: µg/L

Analytes	CAS Number	Result	LQL
2-Hexanone	591-78-6	U	100
Methylene chloride	75-09-2	U	250
4-Methyl-2-pentanone	108-10-1	U	100
Styrene	100-42-5	U	200
1,1,2,2-Tetrachloroethane	79-34-5	U	100
Tetrachloroethene	127-18-4	U	100
Toluene	108-88-3	4200	100
1,1,1-Trichloroethane	71-55-6	U	100
1,1,2-Trichloroethane	79-00-5	U	100
Trichloroethene	79-01-6	U	100
Vinyl acetate	108-05-4	U	200
Vinyl chloride	75-01-4	U	100
Xylene, Total	1330-20-7	1400	200

Surr: 1,2-Dichloroethane-d4	17060-07-0	84	**QC Limits:** 70-130 %REC
Surr: 4-Bromofluorobenzene	460-00-4	89	**QC Limits:** 70-130 %REC
Surr: Toluene-d8	2037-26-5	89	**QC Limits:** 70-130 %REC

Analyst

Approved

Qualifiers: **See the case narrative for a discussion**
B - Analyte detected in the Method Blank, value not subtracted from result
E - Extrapolated value. Value exceeds calibration range
H - Prep or Analytical holding time exceeded
S - Spike Recovery outside acceptance limits
X - See case narrative
* -Value exceeded the Maximum Contamination Level (MCL), TCLP limit, or if compound is undetected, LQL exceeds MCL.

Qualifiers: U - Analyte not detected at or above the reporting limit
J - Estimated value below the LQL

Definitions: NA - Not Applicable
LQL - Lower Quantitation Limit
MDL - Method Detection Limit
Surr - Surrogate Standard

Print Date: 9/18/08

Quantitation Report

Data File : C:\HPCHEM\1\DATA\VOA20917\1701017.D Vial: 17
Acq On : 17 Sep 2008 4:05 pm Operator: S. Tyson
Sample : 08-6970-01A DF=50 Inst : GC/MS Ins
Misc : SAMP 8260_W Multiplr: 1.00
MS Integration Params: rteint.p
Quant Time: Sep 18 8:42 19108 Quant Results File: 82600911.RE

Method : C:\HPCHEM\1\METHODS\82600911.M (RTE Integrator)
Title : 8260 VOA2
Last Update : Fri Sep 12 11:41:12 2008
Response via : Initial Calibration

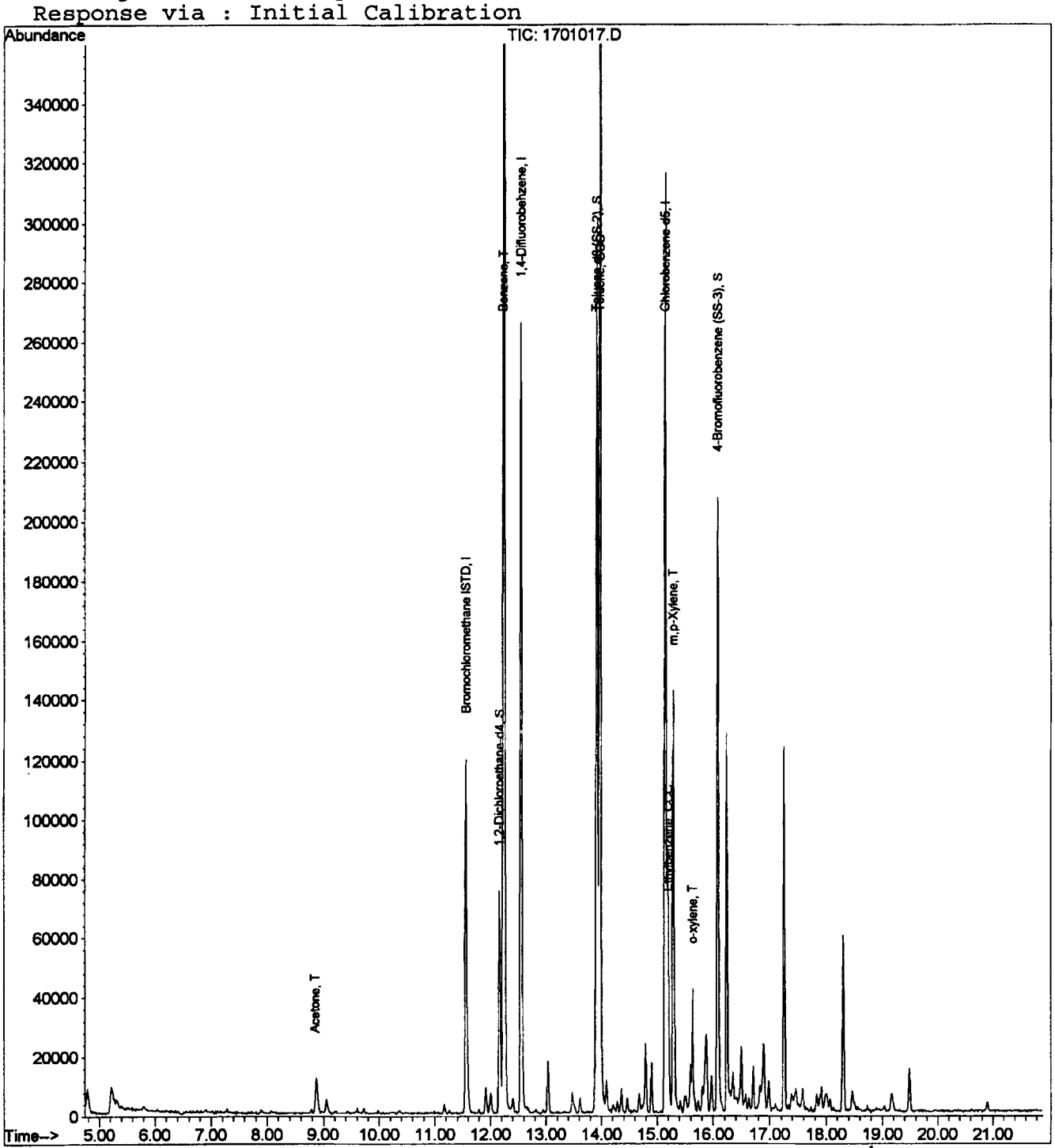

Evergreen Analytical, Inc.
4036 Youngfield Street, Wheat Ridge, Colorado 80033-3862
(303) 425-6021

Client Sample ID:	Black Water	**Lab Work Order:**	08-6970
Client Project ID:		**Lab Sample ID:**	08-6970-01J
Date Collected:		**Sample Matrix:**	Water
Date Received:	9/12/08	**Lab File ID:**	\GCMS10918\1901019.D
Date Prepared:	9/15/08	**Method Blank:**	MB-16670
Date Analyzed:	9/18/08	**Prep Factor:**	0.001
Percent Moisture:	NA	**Dilution Factor:**	5.00

Method: SW8270C **SEMIVOLATILE ORGANICS**

Prep Method: SW3520C **Units: µg/L**

Analytes	CAS Number	Result	LQL
Acenaphthene	83-32-9	U	25
Acenaphthylene	208-96-8	U	25
Anthracene	120-12-7	U	25
Benzo(a)anthracene	56-55-3	U	10
Benzo(b&k)fluoranthene	205-99-2 & 207-08-9	U	25
Benzoic acid	65-85-0	730	50
Benzo(g,h,i)perylene	191-24-2	U	25
Benzo(a)pyrene	50-32-8	U	10
Benzyl alcohol	100-51-6	U	25
4-Bromophenyl phenyl ether	101-55-3	U	25
Butyl benzyl phthalate	85-68-7	U	25
4-Chloroaniline	106-47-8	U	50
Bis(2-chloroethoxy)methane	111-91-1	U	25
Bis(2-chloroethyl)ether	111-44-4	U	25
4-Chloro-3-methylphenol	59-50-7	U	25
2-Chloronaphthalene	91-58-7	U	25
2-Chlorophenol	95-57-8	U	25
4-Chlorophenyl phenyl ether	7005-72-3	U	25
Chrysene	218-01-9	U	25
Dibenz(a,h)anthracene	53-70-3	U	25
Dibenzofuran	132-64-9	U	25
Di-n-butyl phthalate	84-74-2	U	25
1,2-Dichlorobenzene	95-50-1	U	25
1,3-Dichlorobenzene	541-73-1	U	25
1,4-Dichlorobenzene	106-46-7	U	25
3,3'-Dichlorobenzidine	91-94-1	U	25
Dichlorodiisopropyl ether	108-60-1	U	25
2,4-Dichlorophenol	120-83-2	U	25
Diethyl phthalate	84-66-2	U	25
2,4-Dimethylphenol	105-67-9	210	25
Dimethyl phthalate	131-11-3	U	25
4,6-Dinitro-2-methylphenol	534-52-1	U	25
2,4-Dinitrophenol	51-28-5	U	25
2,4-Dinitrotoluene	121-14-2	U	25
2,6-Dinitrotoluene	606-20-2	U	25
Di-n-octyl phthalate	117-84-0	U	25
Bis(2-ethylhexyl)phthalate	117-81-7	U	25
Fluoranthene	206-44-0	U	25
Fluorene	86-73-7	U	25
Hexachlorobenzene	118-74-1	U	25

TMB
Analyst

Approved

Qualifiers: **See case narrative for a discussion**
B - Analyte detected in the Method Blank, value not subtracted from result
E - Extrapolated value.Value exceeds calibration range
H - Prep or Analytical holding time exceeded
S - Spike Recovery outside acceptance limits
X - See case narrative
* -Value exceeded the Maximum Contamination Level (MCL), TCLP limit, or if compound is undetected, LQL exceeds MCL.

Qualifiers: U - Analyte not detected at or above the reporting limit
J - Estimated value below the LQL

Definitions: NA - Not Applicable
LQL - Lower Quantitation Limit
MDL - Method Detection Limit
Surr - Surrogate Standard

Print Date: 9/19/08

Evergreen Analytical, Inc.
4036 Youngfield Street, Wheat Ridge, Colorado 80033-3862
(303) 425-6021

Client Sample ID:	Black Water	**Lab Work Order:**	08-6970
Client Project ID:		**Lab Sample ID:**	08-6970-01J
Date Collected:		**Sample Matrix:**	Water
Date Received:	9/12/08	**Lab File ID:**	\GCMS10918\1901019.D
Date Prepared:	9/15/08	**Method Blank:**	MB-16670
Date Analyzed:	9/18/08	**Prep Factor:**	0.001
Percent Moisture:	NA	**Dilution Factor:**	5.00

Method: SW8270C **SEMIVOLATILE ORGANICS**

Prep Method: SW3520C **Units: µg/L**

Analytes	CAS Number	Result		LQL
Hexachlorobutadiene	87-68-3	U		25
Hexachlorocyclopentadiene	77-47-4	U		25
Hexachloroethane	67-72-1	U		25
Indeno(1,2,3-cd)pyrene	193-39-5	U		25
Isophorone	78-59-1	U		25
2-Methylnaphthalene	91-57-6	U		25
2-Methylphenol	95-48-7	450		25
4-Methylphenol	106-44-5	230		25
Naphthalene	91-20-3	13 J		25
2-Nitroaniline	88-74-4	U		25
3-Nitroaniline	99-09-2	U		25
4-Nitroaniline	100-01-6	U		25
Nitrobenzene	98-95-3	U		25
2-Nitrophenol	88-75-5	U		25
4-Nitrophenol	100-02-7	U		50
N-Nitrosodi-n-propylamine	621-64-7	U		25
N-Nitrosodiphenylamine	86-30-6	U		25
Pentachlorophenol	87-86-5	U		25
Phenanthrene	85-01-8	U		25
Phenol	108-95-2	640		25
Pyrene	129-00-0	U		25
1,2,4-Trichlorobenzene	120-82-1	U		25
2,4,5-Trichlorophenol	95-95-4	U		25
2,4,6-Trichlorophenol	88-06-2	U		25
Surr: 2,4,6-Tribromophenol	118-79-6	104	**QC Limits:**	32-138 %REC
Surr: 2-Fluorobiphenyl	321-60-8	80	**QC Limits:**	45-130 %REC
Surr: 2-Fluorophenol	367-12-4	76	**QC Limits:**	43-130 %REC
Surr: Nitrobenzene-d5	4165-60-0	87	**QC Limits:**	45-130 %REC
Surr: Phenol-d6	13127-88-3	87	**QC Limits:**	47-130 %REC
Surr: Terphenyl-d14	1718-51-0	101	**QC Limits:**	47-136 %REC

TMB
Analyst

Approved

Qualifiers: **See case narrative for a discussion**
B - Analyte detected in the Method Blank, value not subtracted from result
E - Extrapolated value.Value exceeds calibration range
H - Prep or Analytical holding time exceeded
S - Spike Recovery outside acceptance limits
X - See case narrative
* -Value exceeded the Maximum Contamination Level (MCL), TCLP limit, or if compound is undetected, LQL exceeds MCL.

Qualifiers: U - Analyte not detected at or above the reporting limit
J - Estimated value below the LQL

Definitions: NA - Not Applicable
LQL - Lower Quantitation Limit
MDL - Method Detection Limit
Surr - Surrogate Standard

Print Date: 9/19/08

Quantitation Report (QT Reviewed)

Data File : D:\MSDCHEM\1\DATA\GCMS10918\1901019.D Vial: 19
Acq On : 18 Sep 2008 8:18 pm Operator: T. Buchner
Sample : 08-6970-01J DF=5 Inst : GCMS1
Misc : SAMP 8270_W Multiplr: 1.00
MS Integration Params: RTEINT.P
Quant Time: Sep 19 8:52 2008 Quant Results File: BNA0918.RES

Method : D:\MSDCHEM\1\METHODS\BNA0918.M (RTE Integrator)
Title : 8270C Calibration
Last Update : Fri Sep 19 08:40:53 2008
Response via : Initial Calibration

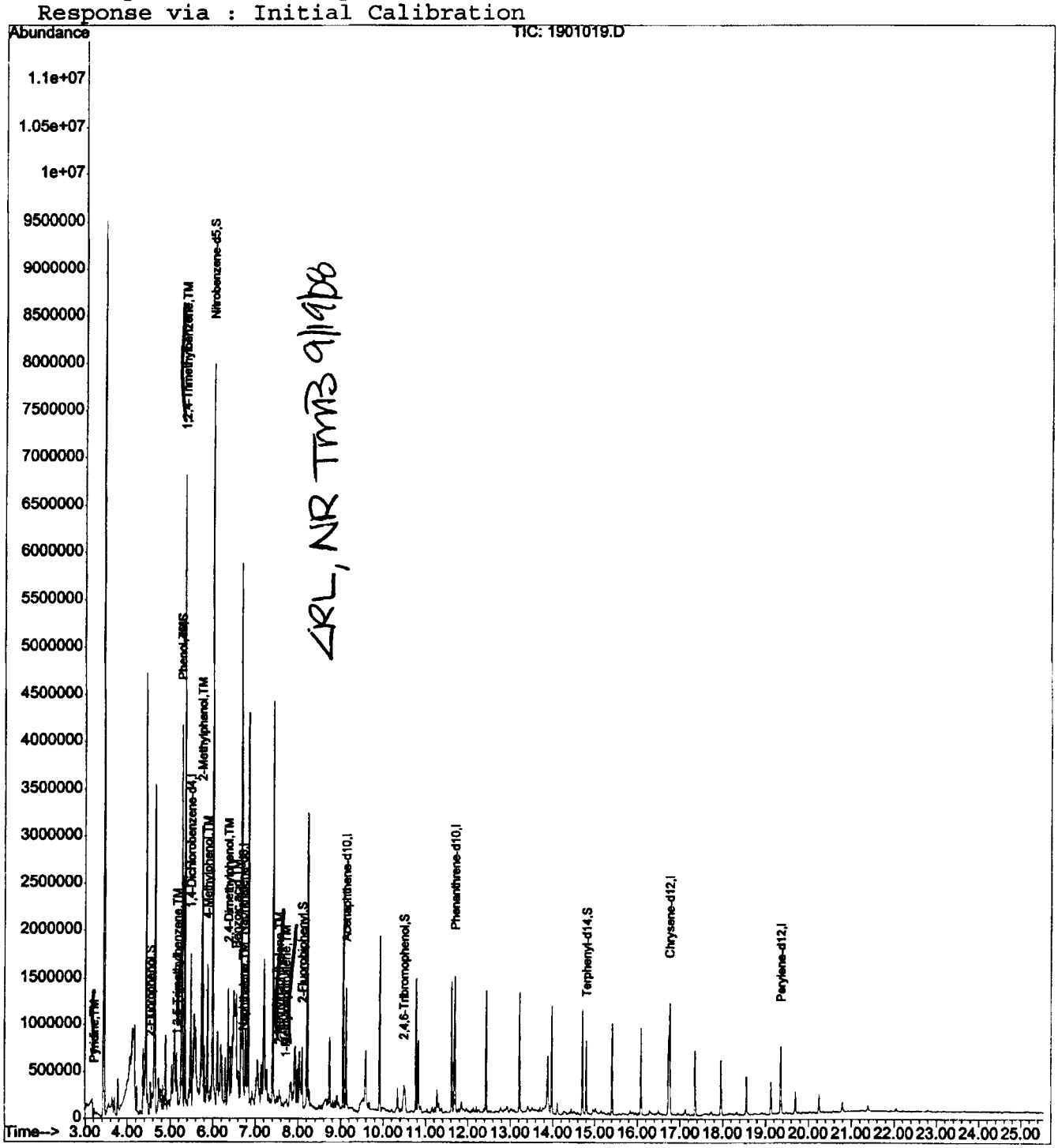

ARL, NR TMB 9/19/08

Evergreen Analytical, Inc.

4036 Youngfield Street, Wheat Ridge, Colorado 80033-3862
(303) 425-6021

Client Sample ID: Black Water
Client Project ID:
Date Collected:
Date Received: 9/12/08

Lab Work Order 08-6970
Lab Sample ID: 08-6970-01N
Sample Matrix: Water

AROMATIC VOLATILE ORGANICS

Method: SW8021B **Prep Method: SW5030B**

Date Prepared: 9/12/08 **Lab File ID:** TVB40912\017R **Dilution Factor:** 20
Date Analyzed: 9/12/08 **Method Blank:** MB4091208

Analytes	CAS Number	Result		LQL	Units
Benzene	71-43-2	4400		20	µg/L
Toluene	108-88-3	4200		40	µg/L
Ethylbenzene	100-41-4	84		40	µg/L
m,p-Xylene	1330-20-7	960		40	µg/L
o-Xylene	95-47-6	320		40	µg/L
Surr: 1,2,4-Trichlorobenzene (S)	120-82-1	115	QC Limits:	60-140	%REC

TOTAL VOLATILE HYDROCARBONS

Method: SW8015B MOD **Prep Method: SW5030B**

Date Prepared: 9/12/08 **Lab File ID:** TVB40912\017F **Dilution Factor:** 20
Date Analyzed: 9/12/08 **Method Blank:** MB4091208

Analytes	CAS Number	Result		LQL	Units
TVH-Gasoline	86290-81-5	28		4.0	mg/L
Surr: 1,2,4-Trichlorobenzene (S)	120-82-1	145 S	QC Limits:	60-140	%REC

VM
Analyst

AE
Approved

Notes: Total Xylenes consist of three isomers, two of which co-elute. The Xylene RL is for a single peak. Confirmation analysis was not performed.

Qualifiers:
B - Analyte detected in the associated Method Blank, value not subtracted from result
E - Extrapolated value.Value exceeds calibration range
H - Sample analysis exceeded analytical holding time
J - Indicates an estimated value when the compound is detected, but is below the LQL
S - Spike Recovery outside accepted limits
U - Compound analyzed for but not detected
X - See case narrative
* -Value exceeded the Maximum Contamination Level (MCL), TCLP limit, or if compound is undetected, LQL exceeds MCL.

Definitions:
LQL - Lower Quantitation Limit
Surr - Surrogate

Print Date: 9/15/08

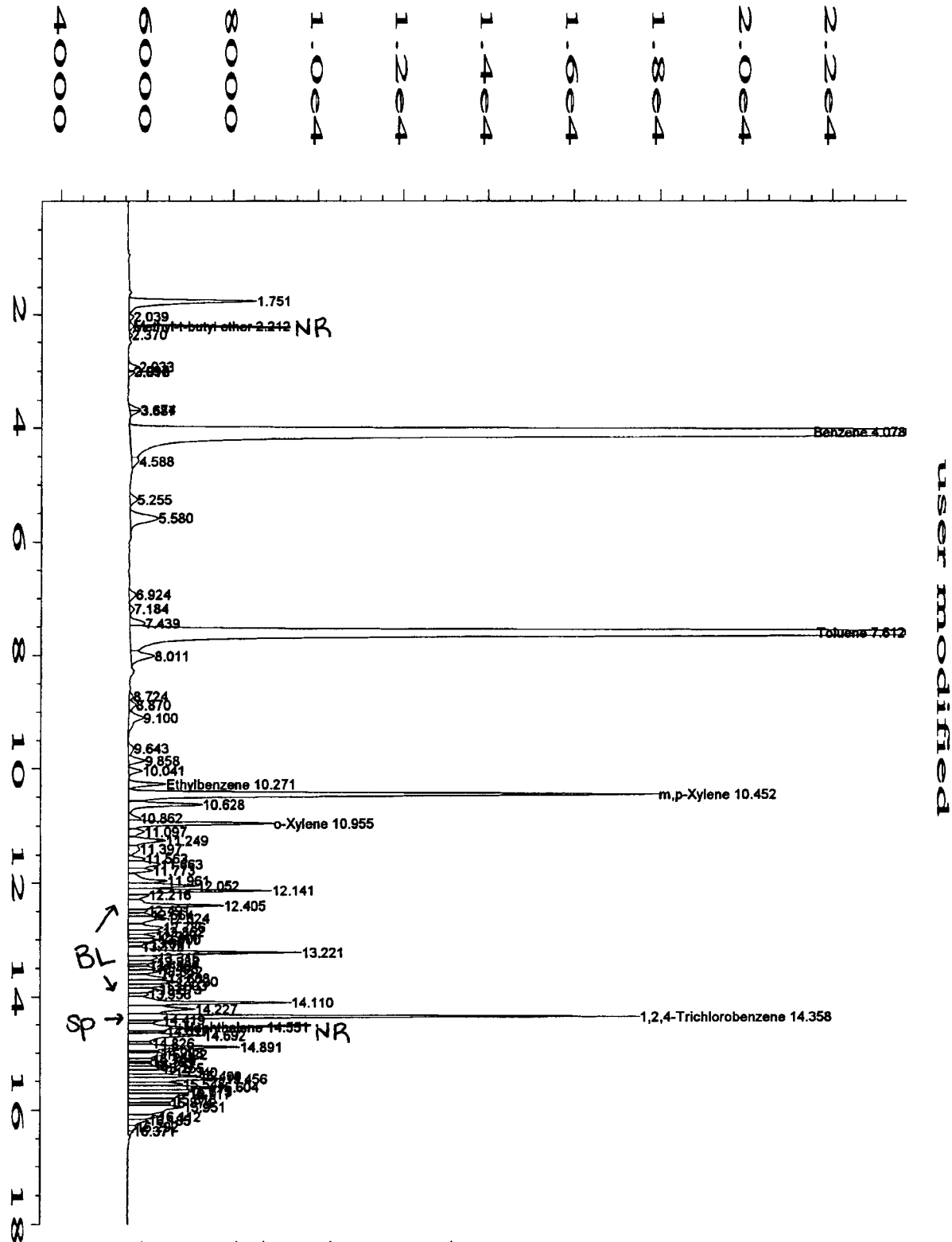

Data File Name	: C:\HPCHEM\1\DATA\TVB40912\017R0101.D		
Operator	: Virginia Meyer	Page Number	: 1
Instrument	: TVHBTEX4	Vial Number	: 17
Sample Name	: 08-6970-01N 20x	Injection Number	: 1
Run Time Bar Code:		Sequence Line	: 1
Acquired on	: 12 Sep 08 05:05 PM	Instrument Method	: TS40717J.MTH
`eport Created on	: 15 Sep 08 08:22 AM	Analysis Method	: BS40721.MTH
ast Recalib on	: 22 JUL 08 07:25 AM	Sample Amount	: 0
Multiplier	: 1	ISTD Amount	:

VM 9·15·08

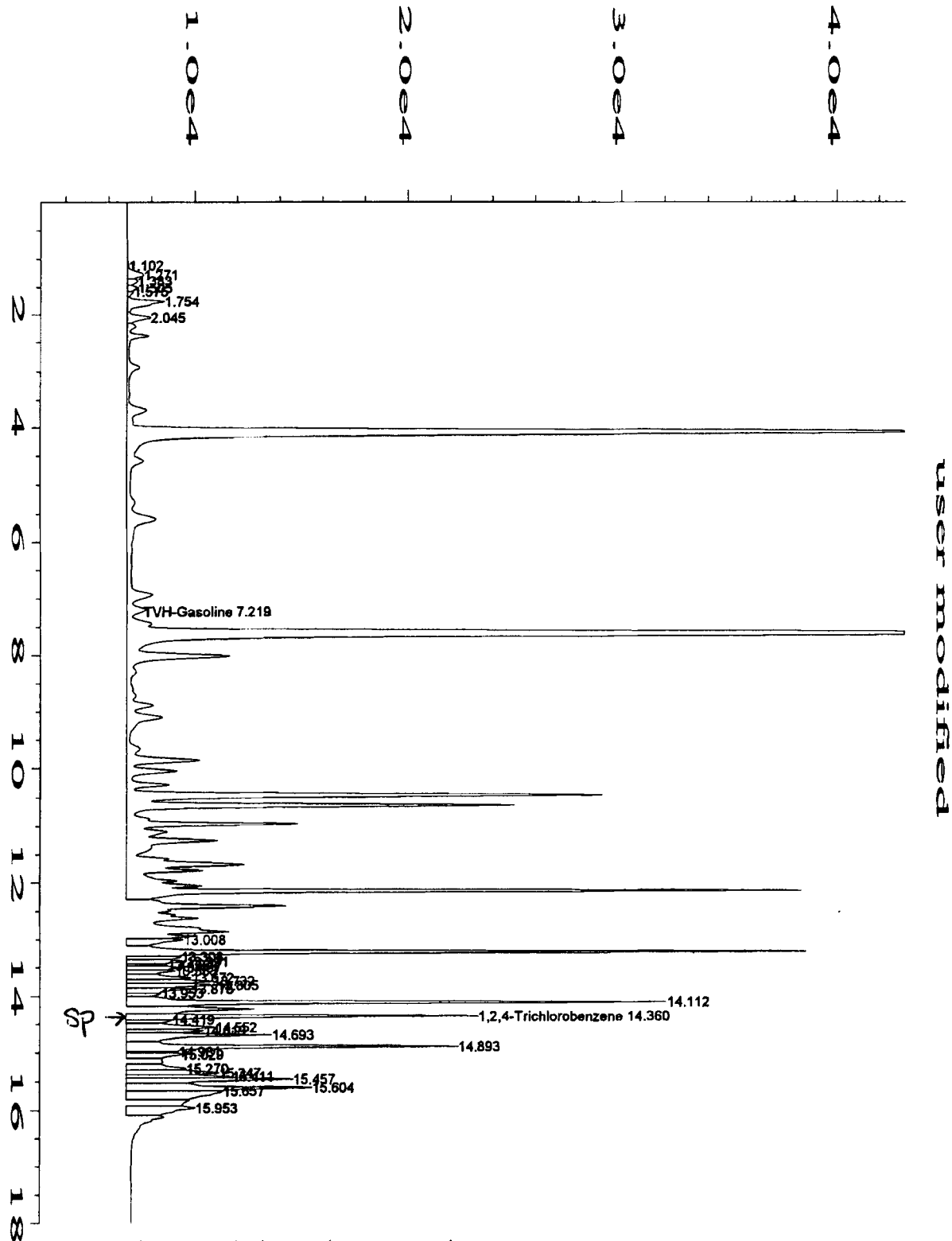

user modified

Data File Name	: C:\HPCHEM\1\DATA\TVB40912\017F0101.D		
Operator	: Virginia Meyer	Page Number	: 1
Instrument	: TVHBTEX4	Vial Number	: 17
Sample Name	: 08-6970-01N 20X	Injection Number	: 1
Run Time Bar Code:		Sequence Line	: 1
Acquired on	: 12 Sep 08 05:05 PM	Instrument Method:	TS40717J.MTH
eport Created on:	15 Sep 08 08:25 AM	Analysis Method	: TS40717J.MTH
ast Recalib on	: 18 JUN 08 09:29 AM	Sample Amount	: 0
Multiplier	: 1	ISTD Amount	:

VM 9·15·08

QUALITY ASSURANCE REPORTS

METHOD BLANKS (MB)

LABORATORY CONTROL SPIKES (LCS)

MATRIX SPIKES (MS/MSD)*

DUPLICATES (DUP)*

* For Metals or Wet Chemistry analyses: only included if requested.

Evergreen Analytical, Inc.

Date: *23-Sep-08*

Work Order: 08-6970

Client Project ID:

ANALYTICAL QC SUMMARY REPORT

TestCode: F_W

Sample ID **MBLK 09/23/08** SampType: **MBLK** TestCode: **F_W** Run ID: **F_080923A** Prep Date: **9/23/2008** Units: **mg/L**
Batch ID: **R42216** TestNo: **SM 4500-F C** FileID: **1** Analysis Date: **9/23/2008** SeqNo: **744549**

Analyte	Result	LQL	SPK value	SPK Ref Val	%REC	LowLimit	HighLimit	RPD Ref Val	%RPD	RPDLimit	Qual
Fluoride	U	0.20									

Sample ID **MBLK 09/23/08** SampType: **MBLK** TestCode: **F_W** Run ID: **F_080923A** Prep Date: **9/23/2008** Units: **mg/L**
Batch ID: **R42216** TestNo: **SM 4500-F C** FileID: **26** Analysis Date: **9/23/2008** SeqNo: **744574**

Analyte	Result	LQL	SPK value	SPK Ref Val	%REC	LowLimit	HighLimit	RPD Ref Val	%RPD	RPDLimit	Qual
Fluoride	U	0.20									

Sample ID **LCS** SampType: **LCS** TestCode: **F_W** Run ID: **F_080923A** Prep Date: **9/23/2008** Units: **mg/L**
Batch ID: **R42216** TestNo: **SM 4500-F C** FileID: **2** Analysis Date: **9/23/2008** SeqNo: **744550**

Analyte	Result	LQL	SPK value	SPK Ref Val	%REC	LowLimit	HighLimit	RPD Ref Val	%RPD	RPDLimit	Qual
Fluoride	9.96	0.20	10	0	99.6	95	105	0	0		

Sample ID **LCS** SampType: **LCS** TestCode: **F_W** Run ID: **F_080923A** Prep Date: **9/23/2008** Units: **mg/L**
Batch ID: **R42216** TestNo: **SM 4500-F C** FileID: **27** Analysis Date: **9/23/2008** SeqNo: **744575**

Analyte	Result	LQL	SPK value	SPK Ref Val	%REC	LowLimit	HighLimit	RPD Ref Val	%RPD	RPDLimit	Qual
Fluoride	9.819	0.20	10	0	98.2	95	105	0	0		

Qualifiers:

U - Not detected at or above the Reporting Limit
J - Analyte detected below quantitation limits
S - Spike Recovery outside acceptance limits
E - Extrapolated value, value exceeds calibration range.
R - RPD outside acceptance limits
B - Analyte detected in the associated Method Blank
H - Prep or analytical holding time exceeded
X - See case narrative

Evergreen Analytical, Inc.

Date: *23-Sep-08*

Work Order: 08-6970
Client Project ID:

ANALYTICAL QC SUMMARY REPORT

BatchID: 16679

Sample ID: **MB-16679** SampType: **MBLK** TestCode: **200.7_T** Run ID: **ICP-OPTIMA 5300 DV_080916A** Prep Date: **9/15/2008** Units: **mg/L**
Batch ID: **16679** TestNo: **E200.7, Rev.** FileID: **091608am** Analysis Date: **9/16/2008** SeqNo: **741801**

Analyte	Result	LQL	SPK value	SPK Ref Val	%REC	LowLimit	HighLimit	RPD Ref Val	%RPD	RPDLimit	Qual
Antimony	0	0.0250									
Arsenic	0	0.0500									
Barium	U	0.00200									
Boron	U	0.0200									
Cadmium	0	0.0100									
Calcium	U	0.387									
Chromium	0	0.0100									
Copper	0.007035	0.00500									
Iron	U	0.0700									
Lead	0	0.0730									
Magnesium	0	0.150									
Manganese	U	0.00500									
Nickel	0	0.0300									
Potassium	U	0.340									
Selenium	0	0.100									
Silver	0	0.0300									
Sodium	1.678	0.400									
Thallium	U	0.100									
Uranium	U	0.0500									
Zinc	0	0.0300									

Sample ID: **MB-16679** SampType: **MBLK** TestCode: **200.7_T** Run ID: **ICP-OPTIMA 5300 DV_080917A** Prep Date: **9/15/2008** Units: **mg/L**
Batch ID: **16679** TestNo: **E200.7, Rev.** FileID: **091708sr** Analysis Date: **9/17/2008** SeqNo: **741888**

Analyte	Result	LQL	SPK value	SPK Ref Val	%REC	LowLimit	HighLimit	RPD Ref Val	%RPD	RPDLimit	Qual
Strontium	U	0.000500									

Qualifiers:

U - Not detected at or above the Reporting Limit
J - Analyte detected below quantitation limits
S - Spike Recovery outside acceptance limits
E - Extrapolated value, value exceeds calibration range.
R - RPD outside acceptance limits
B - Analyte detected in the associated Method Blank
H - Prep or analytical holding time exceeded
X - See case narrative

Work Order: 08-6970
Client Project ID:

ANALYTICAL QC SUMMARY REPORT

BatchID: 16679

Sample ID: LCS-16679 | SampType: LCS | TestCode: 200.7_T | Run ID: ICP-OPTIMA 5300 DV_080916A | Prep Date: 9/15/2008 | Units: mg/L
Batch ID: 16679 | TestNo: E200.7, Rev. | FileID: 091608am | Analysis Date: 9/16/2008 | SeqNo: 741802

Analyte	Result	LQL	SPK value	SPK Ref Val	%REC	LowLimit	HighLimit	RPD Ref Val	%RPD	RPDLimit	Qual
Antimony	0.9388	0.0250	1	0	93.9	73.6	116	0	0		
Arsenic	1.761	0.0500	2	0	88	68.5	110	0	0		
Barium	4.616	0.00200	5	0.00163	92.3	80.1	120	0	0		
Boron	1.822	0.0200	2	0.005036	91.1	79	125	0	0		
Cadmium	0.1737	0.0100	0.2	0	86.8	75.8	124	0	0		
Calcium	9.691	0.387	10	0.1272	96.9	74	120	0	0		
Chromium	1.78	0.0100	2	0	89	76.2	115	0	0		
Copper	1.655	0.00500	2	0.007035	82.4	72	106	0	0		B
Iron	4.738	0.0700	5	0.04075	94.8	76.6	115	0	0		
Lead	1.832	0.0730	2	0	91.6	74.2	115	0	0		
Magnesium	9.174	0.150	10	0	91.7	76.7	120	0	0		
Manganese	1.759	0.00500	2	0.002015	87.9	72.4	109	0	0		
Nickel	1.732	0.0300	2	0	86.6	69.9	115	0	0		
Potassium	9.099	0.340	10	0.1388	91	70.9	115	0	0		
Selenium	1.796	0.100	2	0	89.8	69.9	115	0	0		
Silver	0.1629	0.0300	0.2	0	81.4	61	112	0	0		
Sodium	10.3	0.400	10	1.678	86.3	80	120	0	0		B
Thallium	1.663	0.100	2	0.02781	83.1	78	105	0	0		
Uranium	4.644	0.0500	5	0.0277	92.9	75	125	0	0		
Zinc	1.709	0.0300	2	0	85.5	68.5	112	0	0		

Sample ID: LCS-16679 | SampType: LCS | TestCode: 200.7_T | Run ID: ICP-OPTIMA 5300 DV_080917A | Prep Date: 9/15/2008 | Units: mg/L
Batch ID: 16679 | TestNo: E200.7, Rev. | FileID: 091708sr | Analysis Date: 9/17/2008 | SeqNo: 741889

Analyte	Result	LQL	SPK value	SPK Ref Val	%REC	LowLimit	HighLimit	RPD Ref Val	%RPD	RPDLimit	Qual
Strontium	0.4698	0.000500	0.5	0.0004334	94	75	125	0	0		

Qualifiers:
U - Not detected at or above the Reporting Limit
J - Analyte detected below quantitation limits
S - Spike Recovery outside acceptance limits
E - Extrapolated value, value exceeds calibration range.
R - RPD outside acceptance limits
B - Analyte detected in the associated Method Blank
H - Prep or analytical holding time exceeded
X - See case narrative

Work Order: 08-6970
Client Project ID:

ANALYTICAL QC SUMMARY REPORT

BatchID: 16679

Sample ID: 08-6970-01GMS | SampType: MS | TestCode: 6010_WT | Run ID: ICP-OPTIMA 5300 DV_080916A | Prep Date: 9/15/2008 | Units: mg/L
Client ID: Black Water | Batch ID: 16679 | TestNo: SW6010B | FileID: 091608am | Analysis Date: 9/16/2008 | SeqNo: 741862

Analyte	Result	LQL	SPK value	SPK Ref Val	%REC	LowLimit	HighLimit	RPD Ref Val	%RPD	RPDLimit	Qual
Antimony	1.12	0.28	1.111	0	101	75	125	0	0		
Arsenic	2.161	0.56	2.222	0	97.2	75	125	0	0		
Barium	9.737	0.017	5.556	4.49	94.4	75	125	0	0		
Boron	6.917	0.22	2.222	4.583	105	75	125	0	0		
Cadmium	0.2138	0.089	0.2222	0	96.2	75	125	0	0		
Calcium	488.8	4.3	11.11	454.4	309	75	125	0	0		S
Chromium	2.092	0.11	2.222	0	94.1	75	125	0	0		
Copper	2.03	0.056	2.222	0	91.4	75	125	0	0		B
Iron	8.525	0.78	5.556	2.84	102	75	125	0	0		
Lead	2.196	0.78	2.222	0	98.8	75	125	0	0		
Magnesium	73.84	1.7	11.11	60.24	122	75	125	0	0		
Manganese	2.755	0.056	2.222	0.6468	94.9	75	125	0	0		
Nickel	2.066	0.33	2.222	0	93	75	125	0	0		
Potassium	117.5	3.8	11.11	100.5	153	75	125	0	0		S
Selenium	1.776	1.1	2.222	0	79.9	75	125	0	0		
Silver	U	0.29	0.2222	0	83.7	75	125	0	0		
Sodium	10340	4.4	11.11	9830	4550	75	125	0	0		BS
Thallium	2.106	0.67	2.222	0.2848	94.8	75	125	0	0		
Uranium	5.815	0.56	5.556	0.2399	105	75	125	0	0		
Zinc	2.17	0.33	2.222	0	97.6	75	125	0	0		

Sample ID: 08-6970-01GMS | SampType: MS | TestCode: 6010_WT | Run ID: ICP-OPTIMA 5300 DV_080917A | Prep Date: 9/15/2008 | Units: mg/L
Client ID: Black Water | Batch ID: 16679 | TestNo: SW6010B | FileID: 091708sr | Analysis Date: 9/17/2008 | SeqNo: 741891

Analyte	Result	LQL	SPK value	SPK Ref Val	%REC	LowLimit	HighLimit	RPD Ref Val	%RPD	RPDLimit	Qual
Strontium	23.92	0.0056	0.5556	22.49	258	75	125	0	0		S

Qualifiers:

U - Not detected at or above the Reporting Limit
J - Analyte detected below quantitation limits
S - Spike Recovery outside acceptance limits
E - Extrapolated value, value exceeds calibration range.
R - RPD outside acceptance limits
B - Analyte detected in the associated Method Blank
H - Prep or analytical holding time exceeded
X - See case narrative

Work Order: 08-6970

Client Project ID:

ANALYTICAL QC SUMMARY REPORT

BatchID: 16679

Sample ID: 08-6970-01GMSD	SampType: MSD	TestCode. 6010_WT	Run ID: ICP-OPTIMA 5300 DV_080916A	Prep Date: 9/15/2008	Units: mg/L
Client ID: Black Water	Batch ID: 16679	TestNo: SW6010B	FileID: 091608am	Analysis Date: 9/16/2008	SeqNo: 741863

Analyte	Result	LQL	SPK value	SPK Ref Val	%REC	LowLimit	HighLimit	RPD Ref Val	%RPD	RPDLimit	Qual
Antimony	1.067	0.28	1.111	0	96.1	75	125	1.12	4.81	20	
Arsenic	2.344	0 56	2.222	0	106	75	125	2.161	8.16	20	
Barium	9.16	0.017	5.556	4.49	84.1	75	125	9.737	6.11	20	
Boron	6.788	0.22	2.222	4.583	99.2	75	125	6.917	1.90	20	
Cadmium	0.1996	0.089	0.2222	0	89.8	75	125	0.2138	6.85	20	
Calcium	482.5	4.3	11.11	454.4	253	75	125	488.8	1.29	20	S
Chromium	1.998	0.11	2.222	0	89.9	75	125	2.092	4.57	20	
Copper	1.954	0.056	2.222	0	87.9	75	125	2.03	3.82	20	B
Iron	8.226	0.78	5.556	2.84	97	75	125	8.525	3.57	20	
Lead	2.036	0.78	2.222	0	91.6	75	125	2.196	7.58	20	
Magnesium	72.64	1.7	11.11	60.24	112	75	125	73.84	1.65	20	
Manganese	2.656	0.056	2.222	0.6468	90.4	75	125	2.755	3.67	20	
Nickel	1.972	0.33	2.222	0	88.7	75	125	2.066	4.64	20	
Potassium	116.1	3.8	11.11	100.5	140	75	125	117.5	1.22	20	S
Selenium	1.935	1.1	2.222	0	87.1	75	125	1.776	8.57	20	
Silver	U	0.29	0.2222	0	79.3	75	125	0.186	5.48	20	
Sodium	10230	4.4	11.11	9830	3560	75	125	10340	1.07	20	BS
Thallium	1.939	0.67	2.222	0.2848	87.3	75	125	2.106	8.23	20	
Uranium	5.723	0.56	5.556	0.2399	103	75	125	5.815	1.60	20	
Zinc	2.047	0.33	2.222	0	92.1	75	125	2.17	5.82	20	

Sample ID: 08-6970-01GMSD	SampType: MSD	TestCode: 6010_WT	Run ID: ICP-OPTIMA 5300 DV_080917A	Prep Date: 9/15/2008	Units: mg/L
Client ID: Black Water	Batch ID: 16679	TestNo: SW6010B	FileID: 091708sr	Analysis Date: 9/17/2008	SeqNo: 741892

Analyte	Result	LQL	SPK value	SPK Ref Val	%REC	LowLimit	HighLimit	RPD Ref Val	%RPD	RPDLimit	Qual
Strontium	23.73	0.0056	0.5556	22.49	223	75	125	23.92	0.817	20	S

Qualifiers:

U - Not detected at or above the Reporting Limit
J - Analyte detected below quantitation limits
S - Spike Recovery outside acceptance limits
E - Extrapolated value, value exceeds calibration range.
R - RPD outside acceptance limits
B - Analyte detected in the associated Method Blank
H - Prep or analytical holding time exceeded
X - See case narrative

Evergreen Analytical, Inc.

Date: *23-Sep-08*

Work Order: 08-6970

Client Project ID:

ANALYTICAL QC SUMMARY REPORT

BatchID: 16693

Sample ID: **MB-16693** SampType: **MBLK** TestCode: **200.7_D** Run ID: **ICP-OPTIMA 5300 DV_080916A** Prep Date: **9/16/2008** Units: **mg/L**
Batch ID: **16693** TestNo: **E200.7, Rev.** FileID: **091608am** Analysis Date: **9/16/2008** SeqNo: **741827**

Analyte	Result	LQL	SPK value	SPK Ref Val	%REC	LowLimit	HighLimit	RPD Ref Val	%RPD	RPDLimit	Qual
Iron	0	0.0700									
Manganese	0	0.00500									
Silicon as SiO2(Silica)	0	0.107									

Sample ID: **MB-16693** SampType: **MBLK** TestCode: **200.7_D** Run ID: **ICP-OPTIMA 5300 DV_080917A** Prep Date: **9/16/2008** Units: **mg/L**
Batch ID: **16693** TestNo: **E200.7, Rev.** FileID: **091708sr** Analysis Date: **9/17/2008** SeqNo: **741893**

Analyte	Result	LQL	SPK value	SPK Ref Val	%REC	LowLimit	HighLimit	RPD Ref Val	%RPD	RPDLimit	Qual
Lithium	0	0.00200									
Strontium	0.0009256	0.000500									

Sample ID: **LCS-16693** SampType: **LCS** TestCode: **200.7_D** Run ID: **ICP-OPTIMA 5300 DV_080916A** Prep Date: **9/16/2008** Units: **mg/L**
Batch ID: **16693** TestNo: **E200.7, Rev.** FileID: **091608am** Analysis Date: **9/16/2008** SeqNo: **741828**

Analyte	Result	LQL	SPK value	SPK Ref Val	%REC	LowLimit	HighLimit	RPD Ref Val	%RPD	RPDLimit	Qual
Iron	5.191	0.0700	5	0	104	76.6	115	0	0		
Manganese	1.936	0.00500	2	0	96.8	72.4	109	0	0		
Silicon as SiO2(Silica)	11.19	0.107	10.65	0	105	77.3	115	0	0		

Sample ID: **LCS-16693** SampType: **LCS** TestCode: **200.7_D** Run ID: **ICP-OPTIMA 5300 DV_080917A** Prep Date: **9/16/2008** Units: **mg/L**
Batch ID: **16693** TestNo: **E200.7, Rev.** FileID: **091708sr** Analysis Date: **9/17/2008** SeqNo: **741894**

Analyte	Result	LQL	SPK value	SPK Ref Val	%REC	LowLimit	HighLimit	RPD Ref Val	%RPD	RPDLimit	Qual
Lithium	2.019	0.00200	2	0	101	75	125	0	0		
Strontium	0.5073	0.000500	0.5	0.0009256	101	75	125	0	0		B

Qualifiers:

U - Not detected at or above the Reporting Limit
J - Analyte detected below quantitation limits
S - Spike Recovery outside acceptance limits
E - Extrapolated value, value exceeds calibration range.
R - RPD outside acceptance limits
B - Analyte detected in the associated Method Blank
H - Prep or analytical holding time exceeded
X - See case narrative

Evergreen Analytical, Inc.

Date: *23-Sep-08*

Work Order: 08-6970
Client Project ID:

ANALYTICAL QC SUMMARY REPORT

BatchID: 16693

Sample ID: **08-6905-03AMS** SampType: **MS** TestCode: **200.7_D** Run ID: **ICP-OPTIMA 5300 DV_080916A** Prep Date: **9/16/2008** Units: **mg/L**
Batch ID: **16693** TestNo: **E200.7, Rev.** FileID: **091608am** Analysis Date: **9/16/2008** SeqNo: **741834**

Analyte	Result	LQL	SPK value	SPK Ref Val	%REC	LowLimit	HighLimit	RPD Ref Val	%RPD	RPDLimit	Qual
Iron	6.402	0.0875	6.25	0	102	75	125	0	0		
Manganese	2.396	0.00625	2.5	0.009803	95.4	75	125	0	0		
Silicon as SiO2(Silica)	18.28	0.134	13.38	4.237	105	75	125	0	0		

Sample ID: **08-6905-03AMSD** SampType: **MSD** TestCode: **200.7_D** Run ID: **ICP-OPTIMA 5300 DV_080916A** Prep Date: **9/16/2008** Units: **mg/L**
Batch ID: **16693** TestNo: **E200.7, Rev.** FileID: **091608am** Analysis Date: **9/16/2008** SeqNo: **741835**

Analyte	Result	LQL	SPK value	SPK Ref Val	%REC	LowLimit	HighLimit	RPD Ref Val	%RPD	RPDLimit	Qual
Iron	6.394	0.0875	6.25	0	102	75	125	6.402	0.131	20	
Manganese	2.393	0.00625	2.5	0.009803	95.3	75	125	2.396	0.126	20	
Silicon as SiO2(Silica)	18.25	0.134	13.38	4.237	105	75	125	0	0	20	

Qualifiers:

U - Not detected at or above the Reporting Limit
J - Analyte detected below quantitation limits
S - Spike Recovery outside acceptance limits
E - Extrapolated value, value exceeds calibration range.
R - RPD outside acceptance limits
B - Analyte detected in the associated Method Blank
H - Prep or analytical holding time exceeded
X - See case narrative

QUALITY ASSURANCE REPORTS

METHOD BLANKS (MB)

LABORATORY CONTROL SPIKES (LCS)

MATRIX SPIKES (MS/MSD)*

DUPLICATES (DUP)*

* For Metals or Wet Chemistry analyses: only included if requested.

Evergreen Analytical, Inc.

Date: *17-Sep-08*

Work Order: 08-6970
Client Project ID:

ANALYTICAL QC SUMMARY REPORT

TestCode: 1664_W

Sample ID: **Blank**	SampType: **MBLK**	TestCode: **1664_W**	Run ID: **AINSWORTH AA-160_080915A**	Prep Date: **9/15/2008**	Units: **mg/L**
	Batch ID: **R42052**	TestNo: **E1664A**	FileID: **1**	Analysis Date: **9/15/2008**	SeqNo: **741371**

Analyte	Result	LQL	SPK value	SPK Ref Val	%REC	LowLimit	HighLimit	RPD Ref Val	%RPD	RPDLimit	Qual
HEM - Oil & Grease	U	5.00									

Sample ID: **LCS**	SampType: **LCS**	TestCode: **1664_W**	Run ID: **AINSWORTH AA-160_080915A**	Prep Date: **9/15/2008**	Units: **mg/L**
	Batch ID: **R42052**	TestNo: **E1664A**	FileID: **2**	Analysis Date: **9/15/2008**	SeqNo: **741372**

Analyte	Result	LQL	SPK value	SPK Ref Val	%REC	LowLimit	HighLimit	RPD Ref Val	%RPD	RPDLimit	Qual
HEM - Oil & Grease	33.4	5.00	40	0	83.5	70	130	0	0		

Sample ID: **LCSD**	SampType: **LCSD**	TestCode: **1664_W**	Run ID: **AINSWORTH AA-160_080915A**	Prep Date: **9/15/2008**	Units: **mg/L**
	Batch ID: **R42052**	TestNo: **E1664A**	FileID: **3**	Analysis Date: **9/15/2008**	SeqNo: **741373**

Analyte	Result	LQL	SPK value	SPK Ref Val	%REC	LowLimit	HighLimit	RPD Ref Val	%RPD	RPDLimit	Qual
HEM - Oil & Grease	35	5.00	40	0	87.5	70	130	33.4	4.68	30	

Qualifiers:

U - Not detected at or above the Reporting Limit
J - Analyte detected below quantitation limits
S - Spike Recovery outside acceptance limits
E - Extrapolated value, value exceeds calibration range.
R - RPD outside acceptance limits
B - Analyte detected in the associated Method Blank
H - Prep or analytical holding time exceeded
X - See case narrative

Evergreen Analytical, Inc.

Date: *15-Sep-08*

Work Order: 08-6970

Client Project ID:

ANALYTICAL QC SUMMARY REPORT

TestCode: ANIONS_NONDW

Sample ID: METHOD BLANK 9/ SampType: MBLK TestCode: ANIONS_NO Run ID: IC-DX300_080912A Prep Date: 9/12/2008 Units: mg/L
Batch ID: R41987 TestNo: E300.0 FileID: Analysis Date: 9/12/2008 SeqNo: 739784

Analyte	Result	LQL	SPK value	SPK Ref Val	%REC	LowLimit	HighLimit	RPD Ref Val	%RPD	RPDLimit	Qual
Chloride	U	0.50									
Nitrite	U	0.20									
Bromide	U	0.20									
Nitrate	U	0.20									
o-Phosphate	U	0.20									
Sulfate	U	0.50									

Sample ID: LCS SampType: LCS TestCode: ANIONS_NO Run ID: IC-DX300_080912A Prep Date: 9/12/2008 Units: mg/L
Batch ID: R41987 TestNo: E300.0 FileID: Analysis Date: 9/12/2008 SeqNo: 739785

Analyte	Result	LQL	SPK value	SPK Ref Val	%REC	LowLimit	HighLimit	RPD Ref Val	%RPD	RPDLimit	Qual
Chloride	18.84	1.0	20	0	94.2	90	110	0	0		
Nitrite	20.54	0.40	20	0.1055	103	90	110	0	0		
Bromide	19.82	0.40	20	0	99.1	90	110	0	0		
Nitrate	19.52	0.40	20	0	97.6	90	110	0	0		
o-Phosphate	30.05	0.40	30	0	100	90	110	0	0		
Sulfate	29.81	1.0	30	0	99.4	90	110	0	0		

Qualifiers:

U - Not detected at or above the Reporting Limit
J - Analyte detected below quantitation limits
S - Spike Recovery outside acceptance limits
E - Extrapolated value, value exceeds calibration range.
R - RPD outside acceptance limits
B - Analyte detected in the associated Method Blank
H - Prep or analytical holding time exceeded
X - See case narrative

Evergreen Analytical, Inc.

Date: *19-Sep-08*

Work Order: 08-6970
Client Project ID:

ANALYTICAL QC SUMMARY REPORT

TestCode: 418.1_W

Sample ID: **LCS** SampType: **LCS** TestCode: **418.1_W** Run ID: **FTIR_080918A** Prep Date: **9/18/2008** Units: **mg/L**
Batch ID: **R42143** TestNo: **E418.1** FileID: **56** Analysis Date: **9/18/2008** SeqNo: **742921**

Analyte	Result	LQL	SPK value	SPK Ref Val	%REC	LowLimit	HighLimit	RPD Ref Val	%RPD	RPDLimit	Qual
TRPH	1.359	0.10	1.7	0	79.9	80	120	0	0		

Sample ID: **LCSD** SampType: **LCSD** TestCode: **418.1_W** Run ID: **FTIR_080918A** Prep Date: **9/18/2008** Units: **mg/L**
Batch ID: **R42143** TestNo: **E418.1** FileID: **57** Analysis Date: **9/18/2008** SeqNo: **742922**

Analyte	Result	LQL	SPK value	SPK Ref Val	%REC	LowLimit	HighLimit	RPD Ref Val	%RPD	RPDLimit	Qual
TRPH	1.517	0.10	1.7	0	89.2	80	120	1.359	11.0	30	

Qualifiers:

U - Not detected at or above the Reporting Limit
J - Analyte detected below quantitation limits
S - Spike Recovery outside acceptance limits
E - Extrapolated value, value exceeds calibration range.
R - RPD outside acceptance limits
B - Analyte detected in the associated Method Blank
H - Prep or analytical holding time exceeded
X - See case narrative

Evergreen Analytical, Inc.

Date: *18-Sep-08*

Work Order: 08-6970

Client Project ID:

ANALYTICAL QC SUMMARY REPORT

TestCode: ALK_WGRP

Sample ID: **MBLK 9/15/08** SampType: **MBLK** TestCode: **ALK_WGRP** Run ID: **ALK_080915A** Prep Date: **9/15/08** Units: **mg/L CaCO3**

Batch ID: **R42055** TestNo: **SM2320B** FileID: **47** Analysis Date: **9/15/08** SeqNo: **741398**

Analyte	Result	LQL	SPK value	SPK Ref Val	%REC	LowLimit	HighLimit	RPD Ref Val	%RPD	RPDLimit	Qual
Total Alkalinity	U	5.0									
Bicarbonate	U	5.0									
Carbonate	U	5.0									

Sample ID: **LCS** SampType: **LCS** TestCode: **ALK_WGRP** Run ID: **ALK_080915A** Prep Date: **9/15/08** Units: **mg/L CaCO3**

Batch ID: **R42055** TestNo: **SM2320B** FileID: **48** Analysis Date: **9/15/08** SeqNo: **741399**

Analyte	Result	LQL	SPK value	SPK Ref Val	%REC	LowLimit	HighLimit	RPD Ref Val	%RPD	RPDLimit	Qual
Total Alkalinity	101.7	5.0	100	0	102	90	110	0	0		

Qualifiers:

U - Not detected at or above the Reporting Limit
J - Analyte detected below quantitation limits
S - Spike Recovery outside acceptance limits
E - Extrapolated value, value exceeds calibration range.
R - RPD outside acceptance limits
B - Analyte detected in the associated Method Blank
H - Prep or analytical holding time exceeded
X - See case narrative

Work Order: 08-6970
Client Project ID:

ANALYTICAL QC SUMMARY REPORT

TestCode: AMMON_W

Sample ID: MBLK 091508	SampType: MBLK	TestCode: AMMON_W	Run ID: NH3_080915B	Prep Date: 9/15/08	Units: mg/L
	Batch ID: R42027	TestNo: SM4500-NH3	FileID: 50	Analysis Date: 9/15/08	SeqNo: 740840

Analyte	Result	LQL	SPK value	SPK Ref Val	%REC	LowLimit	HighLimit	RPD Ref Val	%RPD	RPDLimit	Qual
Ammonia-N	U	0.80									

Sample ID: LCS	SampType: LCS	TestCode: AMMON_W	Run ID: NH3_080915B	Prep Date: 9/15/08	Units: mg/L
	Batch ID: R42027	TestNo: SM4500-NH3	FileID: 51	Analysis Date: 9/15/08	SeqNo: 740841

Analyte	Result	LQL	SPK value	SPK Ref Val	%REC	LowLimit	HighLimit	RPD Ref Val	%RPD	RPDLimit	Qual
Ammonia-N	5.6	0.80	5.24	0	107	90	110	0	0		

Qualifiers:

U - Not detected at or above the Reporting Limit
J - Analyte detected below quantitation limits
S - Spike Recovery outside acceptance limits
E - Extrapolated value, value exceeds calibration range.
R - RPD outside acceptance limits
B - Analyte detected in the associated Method Blank
H - Prep or analytical holding time exceeded
X - See case narrative

Work Order: 08-6970
Client Project ID:

ANALYTICAL QC SUMMARY REPORT

TestCode: BOD

Sample ID: LCS-R42088	SampType: LCS	TestCode: BOD	Run ID: BOD_080917A	Prep Date: 9/12/08	Units: mg/L
	Batch ID: R42088	TestNo: SM5210B	FileID:	Analysis Date: 9/17/08	SeqNo: 742015

Analyte	Result	LQL	SPK value	SPK Ref Val	%REC	LowLimit	HighLimit	RPD Ref Val	%RPD	RPDLimit	Qual
Biochemical Oxygen Demand	199	10.0	200	0	99.5	70	130	0	0		

Qualifiers:

U - Not detected at or above the Reporting Limit
J - Analyte detected below quantitation limits
S - Spike Recovery outside acceptance limits
E - Extrapolated value, value exceeds calibration range.
R - RPD outside acceptance limits
B - Analyte detected in the associated Method Blank
H - Prep or analytical holding time exceeded
X - See case narrative

Work Order: 08-6970

Client Project ID:

ANALYTICAL QC SUMMARY REPORT

TestCode: COND_W

Sample ID: LCS	SampType: LCS	TestCode: COND_W	Run ID: COND_080912A	Prep Date: 9/12/08	Units: µmhos/cm
	Batch ID: R41972	TestNo: SM2510 B	FileID: 63	Analysis Date: 9/12/08	SeqNo: 739655

Analyte	Result	LQL	SPK value	SPK Ref Val	%REC	LowLimit	HighLimit	RPD Ref Val	%RPD	RPDLimit	Qual
Specific Conductance	91.9	1.00	98.5	0	93.3	90	110	0	0		

Qualifiers:

U - Not detected at or above the Reporting Limit
J - Analyte detected below quantitation limits
S - Spike Recovery outside acceptance limits
E - Extrapolated value, value exceeds calibration range.
R - RPD outside acceptance limits
B - Analyte detected in the associated Method Blank
H - Prep or analytical holding time exceeded
X - See case narrative

Work Order: 08-6970
Client Project ID:

ANALYTICAL QC SUMMARY REPORT

TestCode: PH_DW

Sample ID: LCS-R41973	SampType: LCS	TestCode: PH_DW	Run ID: PH_080912B	Prep Date: 9/12/08	Units: pH Units
	Batch ID: R41973	TestNo: E150.1	FileID:	Analysis Date: 9/12/08	SeqNo: 739671

Analyte	Result	LQL	SPK value	SPK Ref Val	%REC	LowLimit	HighLimit	RPD Ref Val	%RPD	RPDLimit	Qual
pH	7.96	1.00	8	0	99.5	99.3	100.7	0	0		

Qualifiers:

U - Not detected at or above the Reporting Limit
J - Analyte detected below quantitation limits
S - Spike Recovery outside acceptance limits
E - Extrapolated value, value exceeds calibration range.
R - RPD outside acceptance limits
B - Analyte detected in the associated Method Blank
H - Prep or analytical holding time exceeded
X - See case narrative

Work Order: 08-6970
Client Project ID:

ANALYTICAL QC SUMMARY REPORT

TestCode: PHENOL_W

Sample ID: MBLK	SampType: MBLK	TestCode: PHENOL_W	Run ID: SPEC GEN 10_080912C	Prep Date: 9/12/08	Units: µg/L
	Batch ID: R41980	TestNo: E420.1	FileID: 47	Analysis Date: 9/12/08	SeqNo: 739726

Analyte	Result	LQL	SPK value	SPK Ref Val	%REC	LowLimit	HighLimit	RPD Ref Val	%RPD	RPDLimit	Qual
Total Phenols	U	50.0									

Sample ID: LCS	SampType: LCS	TestCode: PHENOL_W	Run ID: SPEC GEN 10_080912C	Prep Date: 9/12/08	Units: µg/L
	Batch ID: R41980	TestNo: E420.1	FileID: 48	Analysis Date: 9/12/08	SeqNo: 739727

Analyte	Result	LQL	SPK value	SPK Ref Val	%REC	LowLimit	HighLimit	RPD Ref Val	%RPD	RPDLimit	Qual
Total Phenols	284.6	50.0	312	0	91.2	90	110	0	0		

Qualifiers:

U - Not detected at or above the Reporting Limit
J - Analyte detected below quantitation limits
S - Spike Recovery outside acceptance limits
E - Extrapolated value, value exceeds calibration range.
R - RPD outside acceptance limits
B - Analyte detected in the associated Method Blank
H - Prep or analytical holding time exceeded
X - See case narrative

Work Order: 08-6970
Client Project ID:

ANALYTICAL QC SUMMARY REPORT

TestCode: SULF_H2S

Sample ID: MBLK 09/16/08	SampType: MBLK	TestCode: SULF_H2S	Run ID: REACT_080916A	Prep Date: 9/16/08	Units: mg/L
	Batch ID: R42068	TestNo: SM 4500-S F/	FileID: 70	Analysis Date: 9/16/08	SeqNo: 741587

Analyte	Result	LQL	SPK value	SPK Ref Val	%REC	LowLimit	HighLimit	RPD Ref Val	%RPD	RPDLimit	Qual
Hydrogen Sulfide	U	0.50									

Sample ID: LCS	SampType: LCS	TestCode: SULF_H2S	Run ID: REACT_080916A	Prep Date: 9/16/08	Units: mg/L
	Batch ID: R42068	TestNo: SM 4500-S F/	FileID: 71	Analysis Date: 9/16/08	SeqNo: 741588

Analyte	Result	LQL	SPK value	SPK Ref Val	%REC	LowLimit	HighLimit	RPD Ref Val	%RPD	RPDLimit	Qual
Hydrogen Sulfide	1.6	0.50	1.7	0	94.1	60	120	0	0		

Qualifiers:

U - Not detected at or above the Reporting Limit
J - Analyte detected below quantitation limits
S - Spike Recovery outside acceptance limits
E - Extrapolated value, value exceeds calibration range.
R - RPD outside acceptance limits
B - Analyte detected in the associated Method Blank
H - Prep or analytical holding time exceeded
X - See case narrative

Work Order: 08-6970
Client Project ID:

ANALYTICAL QC SUMMARY REPORT

TestCode: SULF_W

Sample ID: MBLK 09/16/08	SampType: MBLK	TestCode: SULF_W	Run ID: REACT_080916A	Prep Date: 9/16/08	Units: mg/L
	Batch ID: R42068	TestNo: SM 4500-S C/	FileID: 67	Analysis Date: 9/16/08	SeqNo: 741598

Analyte	Result	LQL	SPK value	SPK Ref Val	%REC	LowLimit	HighLimit	RPD Ref Val	%RPD	RPDLimit	Qual
Total Sulfide	U	0.50									

Sample ID: LCS	SampType: LCS	TestCode: SULF_W	Run ID: REACT_080916A	Prep Date: 9/16/08	Units: mg/L
	Batch ID: R42068	TestNo: SM 4500-S C/	FileID: 68	Analysis Date: 9/16/08	SeqNo: 741599

Analyte	Result	LQL	SPK value	SPK Ref Val	%REC	LowLimit	HighLimit	RPD Ref Val	%RPD	RPDLimit	Qual
Total Sulfide	1.6	0.50	1.7	0	94.1	60	120	0	0		

Qualifiers:

U - Not detected at or above the Reporting Limit
J - Analyte detected below quantitation limits
S - Spike Recovery outside acceptance limits
E - Extrapolated value, value exceeds calibration range.
R - RPD outside acceptance limits
B - Analyte detected in the associated Method Blank
H - Prep or analytical holding time exceeded
X - See case narrative

Work Order: 08-6970
Client Project ID:

ANALYTICAL QC SUMMARY REPORT

TestCode: TDS_W

Sample ID: MBLK 09/15/08	SampType: MBLK	TestCode: TDS_W	Run ID: ANALYTICAL BALANCE_080916D	Prep Date: 9/15/08	Units: mg/L
	Batch ID: R42073	TestNo: SM 2540C	FileID: 47	Analysis Date: 9/15/08	SeqNo: 741638

Analyte	Result	LQL	SPK value	SPK Ref Val	%REC	LowLimit	HighLimit	RPD Ref Val	%RPD	RPDLimit	Qual
Total Dissolved Solids	U	10.0									

Sample ID: LCS	SampType: LCS	TestCode: TDS_W	Run ID: ANALYTICAL BALANCE_080916D	Prep Date: 9/15/08	Units: mg/L
	Batch ID: R42073	TestNo: SM 2540C	FileID: 48	Analysis Date: 9/15/08	SeqNo: 741639

Analyte	Result	LQL	SPK value	SPK Ref Val	%REC	LowLimit	HighLimit	RPD Ref Val	%RPD	RPDLimit	Qual
Total Dissolved Solids	410	10.0	400	0	103	90	110	0	0		

Qualifiers:

U - Not detected at or above the Reporting Limit
J - Analyte detected below quantitation limits
S - Spike Recovery outside acceptance limits
E - Extrapolated value, value exceeds calibration range.
R - RPD outside acceptance limits
B - Analyte detected in the associated Method Blank
H - Prep or analytical holding time exceeded
X - See case narrative

Work Order: 08-6970
Client Project ID:

ANALYTICAL QC SUMMARY REPORT

TestCode: TP

Sample ID: LCS	SampType: LCS	TestCode: TP	Run ID: SPEC DR2010_080917A	Prep Date: 9/17/08	Units: mg/L
	Batch ID: R42102	TestNo: SM 4500-P B/	FileID: 75	Analysis Date: 9/17/08	SeqNo: 742182

Analyte	Result	LQL	SPK value	SPK Ref Val	%REC	LowLimit	HighLimit	RPD Ref Val	%RPD	RPDLimit	Qual
Total Phosphorus	0.77	0.10	0.75	0	103	90	110	0	0		

Qualifiers:

U - Not detected at or above the Reporting Limit
J - Analyte detected below quantitation limits
S - Spike Recovery outside acceptance limits
E - Extrapolated value, value exceeds calibration range.
R - RPD outside acceptance limits
B - Analyte detected in the associated Method Blank
H - Prep or analytical holding time exceeded
X - See case narrative

Work Order: 08-6970
Client Project ID:

ANALYTICAL QC SUMMARY REPORT

TestCode: TSS

Sample ID: MBLK 091608	SampType: MBLK	TestCode: TSS	Run ID: ANALYTICAL BALANCE_080916B	Prep Date: 9/16/08	Units: mg/L
	Batch ID: R42064	TestNo: SM 2540 D	FileID: 53	Analysis Date: 9/16/08	SeqNo: 741491

Analyte	Result	LQL	SPK value	SPK Ref Val	%REC	LowLimit	HighLimit	RPD Ref Val	%RPD	RPDLimit	Qual
Total Suspended Solids	U	5.0									

Sample ID: LCS	SampType: LCS	TestCode: TSS	Run ID: ANALYTICAL BALANCE_080916B	Prep Date: 9/16/08	Units: mg/L
	Batch ID: R42064	TestNo: SM 2540 D	FileID: 54	Analysis Date: 9/16/08	SeqNo: 741492

Analyte	Result	LQL	SPK value	SPK Ref Val	%REC	LowLimit	HighLimit	RPD Ref Val	%RPD	RPDLimit	Qual
Total Suspended Solids	281	5.0	300	0	93.7	90	110	0	0		

Qualifiers:

U - Not detected at or above the Reporting Limit
J - Analyte detected below quantitation limits
S - Spike Recovery outside acceptance limits
E - Extrapolated value, value exceeds calibration range.
R - RPD outside acceptance limits
B - Analyte detected in the associated Method Blank
H - Prep or analytical holding time exceeded
X - See case narrative

Evergreen Analytical, Inc.

Date: *16-Sep-08*

Work Order: 08-6970
Client Project ID:

ANALYTICAL QC SUMMARY REPORT

TestCode: TOC_W

Sample ID: MB-R42042	SampType: MBLK	TestCode: TOC_W	Run ID: TOC-WW_080915A	Prep Date: 9/15/08	Units: mg/L
	Batch ID: R42042	TestNo: SM 5310 B	FileID:	Analysis Date: 9/15/08	SeqNo: 741181

Analyte	Result	LQL	SPK value	SPK Ref Val	%REC	LowLimit	HighLimit	RPD Ref Val	%RPD	RPDLimit	Qual
Total Organic Carbon	U	1.0									

Sample ID: LCS-R42042	SampType: LCS	TestCode: TOC_W	Run ID: TOC-WW_080915A	Prep Date: 9/15/08	Units: mg/L
	Batch ID: R42042	TestNo: SM 5310 B	FileID:	Analysis Date: 9/15/08	SeqNo: 741182

Analyte	Result	LQL	SPK value	SPK Ref Val	%REC	LowLimit	HighLimit	RPD Ref Val	%RPD	RPDLimit	Qual
Total Organic Carbon	12.75	1.0	12.98	0	98.2	90	110	0	0		

Qualifiers:

U - Not detected at or above the Reporting Limit
J - Analyte detected below quantitation limits
S - Spike Recovery outside acceptance limits
E - Extrapolated value, value exceeds calibration range.
R - RPD outside acceptance limits
B - Analyte detected in the associated Method Blank
H - Prep or analytical holding time exceeded
X - See case narrative

Work Order: 08-6970
Client Project ID:

ANALYTICAL QC SUMMARY REPORT

BatchID: 16693

Sample ID: MB-16693 | SampType: MBLK | TestCode: 200.7_D | Run ID: ICP-OPTIMA 5300 DV_080916A | Prep Date: 9/16/2008 | Units: mg/L
Batch ID: 16693 | TestNo: E200.7, Rev. | FileID: 091608am | Analysis Date: 9/16/2008 | SeqNo: 741827

Analyte	Result	LQL	SPK value	SPK Ref Val	%REC	LowLimit	HighLimit	RPD Ref Val	%RPD	RPDLimit	Qual
Iron	0	0.0700									
Manganese	0	0.00500									

Sample ID: LCS-16693 | SampType: LCS | TestCode: 200.7_D | Run ID: ICP-OPTIMA 5300 DV_080916A | Prep Date: 9/16/2008 | Units: mg/L
Batch ID: 16693 | TestNo: E200.7, Rev. | FileID: 091608am | Analysis Date: 9/16/2008 | SeqNo: 741828

Analyte	Result	LQL	SPK value	SPK Ref Val	%REC	LowLimit	HighLimit	RPD Ref Val	%RPD	RPDLimit	Qual
Iron	5.191	0.0700	5	0	104	76.6	115	0	0		
Manganese	1.936	0.00500	2	0	96.8	72.4	109	0	0		

Sample ID: 08-6905-03AMS | SampType: MS | TestCode: 200.7_D | Run ID: ICP-OPTIMA 5300 DV_080916A | Prep Date: 9/16/2008 | Units: mg/L
Batch ID: 16693 | TestNo: E200.7, Rev. | FileID: 091608am | Analysis Date: 9/16/2008 | SeqNo: 741834

Analyte	Result	LQL	SPK value	SPK Ref Val	%REC	LowLimit	HighLimit	RPD Ref Val	%RPD	RPDLimit	Qual
Iron	6.402	0.0875	6.25	0	102	75	125	0	0		
Manganese	2.396	0.00625	2.5	0.009803	95.4	75	125	0	0		

Sample ID: 08-6905-03AMSD | SampType: MSD | TestCode: 200.7_D | Run ID: ICP-OPTIMA 5300 DV_080916A | Prep Date: 9/16/2008 | Units: mg/L
Batch ID: 16693 | TestNo: E200.7, Rev. | FileID: 091608am | Analysis Date: 9/16/2008 | SeqNo: 741835

Analyte	Result	LQL	SPK value	SPK Ref Val	%REC	LowLimit	HighLimit	RPD Ref Val	%RPD	RPDLimit	Qual
Iron	6.394	0.0875	6.25	0	102	75	125	6.402	0.131	20	
Manganese	2.393	0.00625	2.5	0.009803	95.3	75	125	2.396	0.126	20	

Qualifiers:

U - Not detected at or above the Reporting Limit
J - Analyte detected below quantitation limits
S - Spike Recovery outside acceptance limits
E - Extrapolated value, value exceeds calibration range.
R - RPD outside acceptance limits
B - Analyte detected in the associated Method Blank
H - Prep or analytical holding time exceeded
X - See case narrative

Work Order: 08-6970
Client Project ID:

ANALYTICAL QC SUMMARY REPORT

BatchID: 16679

Sample ID: MB-16679 | SampType: MBLK | TestCode: 200.7_T | Run ID: ICP-OPTIMA 5300 DV_080916A | Prep Date: 9/15/2008 | Units: mg/L
Batch ID: 16679 | TestNo: E200.7, Rev. | FileID: 091608am | Analysis Date: 9/16/2008 | SeqNo: 741801

Analyte	Result	LQL	SPK value	SPK Ref Val	%REC	LowLimit	HighLimit	RPD Ref Val	%RPD	RPDLimit	Qual
Antimony	0	0.0250									
Arsenic	0	0.0500									
Barium	U	0.00200									
Cadmium	0	0.0100									
Calcium	U	0.387									
Chromium	0	0.0100									
Copper	0.007035	0.00500									
Iron	U	0.0700									
Lead	0	0.0730									
Magnesium	0	0.150									
Manganese	U	0.00500									
Nickel	0	0.0300									
Potassium	U	0.340									
Selenium	0	0.100									
Silver	0	0.0300									
Sodium	1.678	0.400									
Thallium	U	0.100									
Uranium	U	0.0500									
Zinc	0	0.0300									

Sample ID: MB-16679 | SampType: MBLK | TestCode: 200.7_T | Run ID: ICP-OPTIMA 5300 DV_080917A | Prep Date: 9/15/2008 | Units: mg/L
Batch ID: 16679 | TestNo: E200.7, Rev. | FileID: 091708sr | Analysis Date: 9/17/2008 | SeqNo: 741888

Analyte	Result	LQL	SPK value	SPK Ref Val	%REC	LowLimit	HighLimit	RPD Ref Val	%RPD	RPDLimit	Qual
Strontium	U	0.000500									

Sample ID: LCS-16679 | SampType: LCS | TestCode: 200.7_T | Run ID: ICP-OPTIMA 5300 DV_080916A | Prep Date: 9/15/2008 | Units: mg/L
Batch ID: 16679 | TestNo: E200.7, Rev. | FileID: 091608am | Analysis Date: 9/16/2008 | SeqNo: 741802

Analyte	Result	LQL	SPK value	SPK Ref Val	%REC	LowLimit	HighLimit	RPD Ref Val	%RPD	RPDLimit	Qual

Qualifiers:
U - Not detected at or above the Reporting Limit
J - Analyte detected below quantitation limits
S - Spike Recovery outside acceptance limits
E - Extrapolated value, value exceeds calibration range.
R - RPD outside acceptance limits
B - Analyte detected in the associated Method Blank
H - Prep or analytical holding time exceeded
X - See case narrative

Work Order: 08-6970
Client Project ID:

ANALYTICAL QC SUMMARY REPORT

BatchID: 16679

Sample ID: LCS-16679 | SampType: LCS | TestCode: 200.7_T | Run ID: ICP-OPTIMA 5300 DV_080916A | Prep Date: 9/15/2008 | Units: mg/L
Batch ID: 16679 | TestNo: E200.7, Rev. | FileID: 091608am | Analysis Date: 9/16/2008 | SeqNo: 741802

Analyte	Result	LQL	SPK value	SPK Ref Val	%REC	LowLimit	HighLimit	RPD Ref Val	%RPD	RPDLimit	Qual
Antimony	0.9388	0.0250	1	0	93.9	73.6	116	0	0		
Arsenic	1.761	0.0500	2	0	88	68.5	110	0	0		
Barium	4.616	0.00200	5	0.00163	92.3	80.1	120	0	0		
Cadmium	0.1737	0.0100	0.2	0	86.8	75.8	124	0	0		
Calcium	9.691	0.387	10	0.1272	96.9	74	120	0	0		
Chromium	1.78	0.0100	2	0	89	76.2	115	0	0		
Copper	1.655	0.00500	2	0.007035	82.4	72	106	0	0		B
Iron	4.738	0.0700	5	0.04075	94.8	76.6	115	0	0		
Lead	1.832	0.0730	2	0	91.6	74.2	115	0	0		
Magnesium	9.174	0.150	10	0	91.7	76.7	120	0	0		
Manganese	1.759	0.00500	2	0.002015	87.9	72.4	109	0	0		
Nickel	1.732	0.0300	2	0	86.6	69.9	115	0	0		
Potassium	9.099	0.340	10	0.1388	91	70.9	115	0	0		
Selenium	1.796	0.100	2	0	89.8	69.9	115	0	0		
Silver	0.1629	0.0300	0.2	0	81.4	61	112	0	0		
Sodium	10.3	0.400	10	1.678	86.3	80	120	0	0		B
Thallium	1.663	0.100	2	0.02781	83.1	78	105	0	0		
Uranium	4.644	0.0500	5	0.0277	92.9	75	125	0	0		
Zinc	1.709	0.0300	2	0	85.5	68.5	112	0	0		

Sample ID: LCS-16679 | SampType: LCS | TestCode: 200.7_T | Run ID: ICP-OPTIMA 5300 DV_080917A | Prep Date: 9/15/2008 | Units: mg/L
Batch ID: 16679 | TestNo: E200.7, Rev. | FileID: 091708sr | Analysis Date: 9/17/2008 | SeqNo: 741889

Analyte	Result	LQL	SPK value	SPK Ref Val	%REC	LowLimit	HighLimit	RPD Ref Val	%RPD	RPDLimit	Qual
Strontium	0.4698	0.000500	0.5	0.0004334	94	75	125	0	0		

Sample ID: 08-6970-01GMS | SampType: MS | TestCode: 6010_WT | Run ID: ICP-OPTIMA 5300 DV_080916A | Prep Date: 9/15/2008 | Units: mg/L
Client ID: Black Water | Batch ID: 16679 | TestNo: SW6010B | FileID: 091608am | Analysis Date: 9/16/2008 | SeqNo: 741862

Analyte	Result	LQL	SPK value	SPK Ref Val	%REC	LowLimit	HighLimit	RPD Ref Val	%RPD	RPDLimit	Qual

Qualifiers:

U - Not detected at or above the Reporting Limit
J - Analyte detected below quantitation limits
S - Spike Recovery outside acceptance limits
E - Extrapolated value, value exceeds calibration range.
R - RPD outside acceptance limits
B - Analyte detected in the associated Method Blank
H - Prep or analytical holding time exceeded
X - See case narrative

Work Order: 08-6970
Client Project ID:

ANALYTICAL QC SUMMARY REPORT

BatchID: 16679

Sample ID: MB-16679	SampType: MBLK	TestCode: 200.7_T	Run ID: ICP-OPTIMA 5300 DV_080916A	Prep Date: 9/15/2008	Units: mg/L
	Batch ID: 16679	TestNo: E200.7, Rev.	FileID: 091608am	Analysis Date: 9/16/2008	SeqNo: 741801

Analyte	Result	LQL	SPK value	SPK Ref Val	%REC	LowLimit	HighLimit	RPD Ref Val	%RPD	RPDLimit	Qual
Antimony	0	0.0250									
Arsenic	0	0.0500									
Barium	U	0.00200									
Cadmium	0	0.0100									
Calcium	U	0.387									
Chromium	0	0.0100									
Copper	0.007035	0.00500									
Iron	U	0.0700									
Lead	0	0.0730									
Magnesium	0	0.150									
Manganese	U	0.00500									
Nickel	0	0.0300									
Potassium	U	0.340									
Selenium	0	0.100									
Silver	0	0.0300									
Sodium	1.678	0.400									
Thallium	U	0.100									
Uranium	U	0.0500									
Zinc	0	0.0300									

Sample ID: MB-16679	SampType: MBLK	TestCode: 200.7_T	Run ID: ICP-OPTIMA 5300 DV_080917A	Prep Date: 9/15/2008	Units: mg/L
	Batch ID: 16679	TestNo: E200.7, Rev.	FileID: 091708sr	Analysis Date: 9/17/2008	SeqNo: 741888

Analyte	Result	LQL	SPK value	SPK Ref Val	%REC	LowLimit	HighLimit	RPD Ref Val	%RPD	RPDLimit	Qual
Strontium	U	0.000500									

Sample ID: LCS-16679	SampType: LCS	TestCode: 200.7_T	Run ID: ICP-OPTIMA 5300 DV_080916A	Prep Date: 9/15/2008	Units: mg/L
	Batch ID: 16679	TestNo: E200.7, Rev.	FileID: 091608am	Analysis Date: 9/16/2008	SeqNo: 741802

Analyte	Result	LQL	SPK value	SPK Ref Val	%REC	LowLimit	HighLimit	RPD Ref Val	%RPD	RPDLimit	Qual

Qualifiers:

U - Not detected at or above the Reporting Limit
J - Analyte detected below quantitation limits
S - Spike Recovery outside acceptance limits
E - Extrapolated value, value exceeds calibration range.
R - RPD outside acceptance limits
B - Analyte detected in the associated Method Blank
H - Prep or analytical holding time exceeded
X - See case narrative

Work Order: 08-6970
Client Project ID:

ANALYTICAL QC SUMMARY REPORT

BatchID: 16679

Sample ID: LCS-16679 | SampType: LCS | TestCode: 200.7_T | Run ID: ICP-OPTIMA 5300 DV_080916A | Prep Date: 9/15/2008 | Units: mg/L
Batch ID: 16679 | TestNo: E200.7, Rev. | FileID: 091608am | Analysis Date: 9/16/2008 | SeqNo: 741802

Analyte	Result	LQL	SPK value	SPK Ref Val	%REC	LowLimit	HighLimit	RPD Ref Val	%RPD	RPDLimit	Qual
Antimony	0.9388	0.0250	1	0	93.9	73.6	116	0	0		
Arsenic	1.761	0.0500	2	0	88	68.5	110	0	0		
Barium	4.616	0.00200	5	0.00163	92.3	80.1	120	0	0		
Cadmium	0.1737	0.0100	0.2	0	86.8	75.8	124	0	0		
Calcium	9.691	0.387	10	0.1272	96.9	74	120	0	0		
Chromium	1.78	0.0100	2	0	89	76.2	115	0	0		
Copper	1.655	0.00500	2	0.007035	82.4	72	106	0	0		B
Iron	4.738	0.0700	5	0.04075	94.8	76.6	115	0	0		
Lead	1.832	0.0730	2	0	91.6	74.2	115	0	0		
Magnesium	9.174	0.150	10	0	91.7	76.7	120	0	0		
Manganese	1.759	0.00500	2	0.002015	87.9	72.4	109	0	0		
Nickel	1.732	0.0300	2	0	86.6	69.9	115	0	0		
Potassium	9.099	0.340	10	0.1388	91	70.9	115	0	0		
Selenium	1.796	0.100	2	0	89.8	69.9	115	0	0		
Silver	0.1629	0.0300	0.2	0	81.4	61	112	0	0		
Sodium	10.3	0.400	10	1.678	86.3	80	120	0	0		B
Thallium	1.663	0.100	2	0.02781	83.1	78	105	0	0		
Uranium	4.644	0.0500	5	0.0277	92.9	75	125	0	0		
Zinc	1.709	0.0300	2	0	85.5	68.5	112	0	0		

Sample ID: LCS-16679 | SampType: LCS | TestCode: 200.7_T | Run ID: ICP-OPTIMA 5300 DV_080917A | Prep Date: 9/15/2008 | Units: mg/L
Batch ID: 16679 | TestNo: E200.7, Rev. | FileID: 091708sr | Analysis Date: 9/17/2008 | SeqNo: 741889

Analyte	Result	LQL	SPK value	SPK Ref Val	%REC	LowLimit	HighLimit	RPD Ref Val	%RPD	RPDLimit	Qual
Strontium	0.4698	0.000500	0.5	0.0004334	94	75	125	0	0		

Sample ID: 08-6970-01GMS | SampType: MS | TestCode: 6010_WT | Run ID: ICP-OPTIMA 5300 DV_080916A | Prep Date: 9/15/2008 | Units: mg/L
Client ID: Black Water | Batch ID: 16679 | TestNo: SW6010B | FileID: 091608am | Analysis Date: 9/16/2008 | SeqNo: 741862

Analyte	Result	LQL	SPK value	SPK Ref Val	%REC	LowLimit	HighLimit	RPD Ref Val	%RPD	RPDLimit	Qual

Qualifiers:

U - Not detected at or above the Reporting Limit
J - Analyte detected below quantitation limits
S - Spike Recovery outside acceptance limits
E - Extrapolated value, value exceeds calibration range.
R - RPD outside acceptance limits
B - Analyte detected in the associated Method Blank
H - Prep or analytical holding time exceeded
X - See case narrative

Work Order: 08-6970
Client Project ID:

ANALYTICAL QC SUMMARY REPORT

BatchID: 16679

Sample ID: 08-6970-01GMS | SampType: MS | TestCode: 6010_WT | Run ID: ICP-OPTIMA 5300 DV_080916A | Prep Date: 9/15/2008 | Units: mg/L
Client ID: Black Water | Batch ID: 16679 | TestNo: SW6010B | FileID: 091608am | Analysis Date: 9/16/2008 | SeqNo: 741862

Analyte	Result	LQL	SPK value	SPK Ref Val	%REC	LowLimit	HighLimit	RPD Ref Val	%RPD	RPDLimit	Qual
Antimony	1.12	0.28	1.111	0	101	75	125	0	0		
Arsenic	2.161	0.56	2.222	0	97.2	75	125	0	0		
Barium	9.737	0.017	5.556	4.49	94.4	75	125	0	0		
Cadmium	0.2138	0.089	0.2222	0	96.2	75	125	0	0		
Calcium	488.8	4.3	11.11	454.4	309	75	125	0	0		S
Chromium	2.092	0.11	2.222	0	94.1	75	125	0	0		
Copper	2.03	0.056	2.222	0	91.4	75	125	0	0		B
Iron	8.525	0.78	5.556	2.84	102	75	125	0	0		
Lead	2.196	0.78	2.222	0	98.8	75	125	0	0		
Magnesium	73.84	1.7	11.11	60.24	122	75	125	0	0		
Manganese	2.755	0.056	2.222	0.6468	94.9	75	125	0	0		
Nickel	2.066	0.33	2.222	0	93	75	125	0	0		
Potassium	117.5	3.8	11.11	100.5	153	75	125	0	0		S
Selenium	1.776	1.1	2.222	0	79.9	75	125	0	0		
Silver	U	0.29	0.2222	0	83.7	75	125	0	0		
Sodium	10340	4.4	11.11	9830	4550	75	125	0	0		BS
Thallium	2.106	0.67	2.222	0.2848	94.8	75	125	0	0		
Uranium	5.815	0.56	5.556	0.2399	105	75	125	0	0		
Zinc	2.17	0.33	2.222	0	97.6	75	125	0	0		

Sample ID: 08-6970-01GMS | SampType: MS | TestCode: 6010_WT | Run ID: ICP-OPTIMA 5300 DV_080917A | Prep Date: 9/15/2008 | Units: mg/L
Client ID: Black Water | Batch ID: 16679 | TestNo: SW6010B | FileID: 091708sr | Analysis Date: 9/17/2008 | SeqNo: 741891

Analyte	Result	LQL	SPK value	SPK Ref Val	%REC	LowLimit	HighLimit	RPD Ref Val	%RPD	RPDLimit	Qual
Strontium	23.92	0.0056	0.5556	22.49	258	75	125	0	0		S

Sample ID: 08-6970-01GMSD | SampType: MSD | TestCode: 6010_WT | Run ID: ICP-OPTIMA 5300 DV_080916A | Prep Date: 9/15/2008 | Units: mg/L
Client ID: Black Water | Batch ID: 16679 | TestNo: SW6010B | FileID: 091608am | Analysis Date: 9/16/2008 | SeqNo: 741863

Analyte	Result	LQL	SPK value	SPK Ref Val	%REC	LowLimit	HighLimit	RPD Ref Val	%RPD	RPDLimit	Qual

Qualifiers:

U - Not detected at or above the Reporting Limit
J - Analyte detected below quantitation limits
S - Spike Recovery outside acceptance limits
E - Extrapolated value, value exceeds calibration range.
R - RPD outside acceptance limits
B - Analyte detected in the associated Method Blank
H - Prep or analytical holding time exceeded
X - See case narrative

Work Order: 08-6970
Client Project ID:

ANALYTICAL QC SUMMARY REPORT

BatchID: 16679

Sample ID: **08-6970-01GMSD** SampType: **MSD** TestCode: **6010_WT** Run ID: **ICP-OPTIMA 5300 DV_080916A** Prep Date: **9/15/2008** Units: **mg/L**
Client ID: **Black Water** Batch ID: **16679** TestNo: **SW6010B** FileID: **091608am** Analysis Date: **9/16/2008** SeqNo: **741863**

Analyte	Result	LQL	SPK value	SPK Ref Val	%REC	LowLimit	HighLimit	RPD Ref Val	%RPD	RPDLimit	Qual
Antimony	1.067	0.28	1.111	0	96.1	75	125	1.12	4.81	20	
Arsenic	2.344	0.56	2.222	0	106	75	125	2.161	8.16	20	
Barium	9.16	0.017	5.556	4.49	84.1	75	125	9.737	6.11	20	
Cadmium	0.1996	0.089	0.2222	0	89.8	75	125	0.2138	6.85	20	
Calcium	482.5	4.3	11.11	454.4	253	75	125	488.8	1.29	20	S
Chromium	1.998	0.11	2.222	0	89.9	75	125	2.092	4.57	20	
Copper	1.954	0.056	2.222	0	87.9	75	125	2.03	3.82	20	B
Iron	8.226	0.78	5.556	2.84	97	75	125	8.525	3.57	20	
Lead	2.036	0.78	2.222	0	91.6	75	125	2.196	7.58	20	
Magnesium	72.64	1.7	11.11	60.24	112	75	125	73.84	1.65	20	
Manganese	2.656	0.056	2.222	0.6468	90.4	75	125	2.755	3.67	20	
Nickel	1.972	0.33	2.222	0	88.7	75	125	2.066	4.64	20	
Potassium	116.1	3.8	11.11	100.5	140	75	125	117.5	1.22	20	S
Selenium	1.935	1.1	2.222	0	87.1	75	125	1.776	8.57	20	
Silver	U	0.29	0.2222	0	79.3	75	125	0.186	5.48	20	
Sodium	10230	4.4	11.11	9830	3560	75	125	10340	1.07	20	BS
Thallium	1.939	0.67	2.222	0.2848	87.3	75	125	2.106	8.23	20	
Uranium	5.723	0.56	5.556	0.2399	103	75	125	5.815	1.60	20	
Zinc	2.047	0.33	2.222	0	92.1	75	125	2.17	5.82	20	

Sample ID: **08-6970-01GMSD** SampType: **MSD** TestCode: **6010_WT** Run ID: **ICP-OPTIMA 5300 DV_080917A** Prep Date: **9/15/2008** Units: **mg/L**
Client ID: **Black Water** Batch ID: **16679** TestNo: **SW6010B** FileID: **091708sr** Analysis Date: **9/17/2008** SeqNo: **741892**

Analyte	Result	LQL	SPK value	SPK Ref Val	%REC	LowLimit	HighLimit	RPD Ref Val	%RPD	RPDLimit	Qual
Strontium	23.73	0.0056	0.5556	22.49	223	75	125	23.92	0.817	20	S

Qualifiers:

U - Not detected at or above the Reporting Limit
J - Analyte detected below quantitation limits
S - Spike Recovery outside acceptance limits
E - Extrapolated value, value exceeds calibration range.
R - RPD outside acceptance limits
B - Analyte detected in the associated Method Blank
H - Prep or analytical holding time exceeded
X - See case narrative

Evergreen Analytical, Inc.

Date: *18-Sep-08*

Work Order: 08-6970
Client Project ID:

ANALYTICAL QC SUMMARY REPORT

BatchID: 16668

Sample ID: **MB-16668** SampType: **MBLK** TestCode: **245.1_WT** Run ID: **HG ANALYZER_080915B** Prep Date: **9/15/2008** Units: **mg/L**
Batch ID: **16668** TestNo: **E245.1** FileID: **91508** Analysis Date: **9/15/2008** SeqNo: **740681**

Analyte	Result	LQL	SPK value	SPK Ref Val	%REC	LowLimit	HighLimit	RPD Ref Val	%RPD	RPDLimit	Qual
Mercury	0	0.000100									

Sample ID: **LCS-16668** SampType: **LCS** TestCode: **245.1_WT** Run ID: **HG ANALYZER_080915B** Prep Date: **9/15/2008** Units: **mg/L**
Batch ID: **16668** TestNo: **E245.1** FileID: **91508** Analysis Date: **9/15/2008** SeqNo: **740682**

Analyte	Result	LQL	SPK value	SPK Ref Val	%REC	LowLimit	HighLimit	RPD Ref Val	%RPD	RPDLimit	Qual
Mercury	0.000871	0.000100	0.001	0	87.1	85	115	0	0		

Sample ID: **08-6941-01AMS** SampType: **MS** TestCode: **7470_WD** Run ID: **HG ANALYZER_080915B** Prep Date: **9/15/2008** Units: **mg/L**
Batch ID: **16668** TestNo: **SW7470A** FileID: **91508** Analysis Date: **9/15/2008** SeqNo: **740684**

Analyte	Result	LQL	SPK value	SPK Ref Val	%REC	LowLimit	HighLimit	RPD Ref Val	%RPD	RPDLimit	Qual
Mercury	0.00297	0.00010	0.003	0	99	70	130	0	0		

Sample ID: **08-6941-01AMSD** SampType: **MSD** TestCode: **7470_WD** Run ID: **HG ANALYZER_080915B** Prep Date: **9/15/2008** Units: **mg/L**
Batch ID: **16668** TestNo: **SW7470A** FileID: **91508** Analysis Date: **9/15/2008** SeqNo: **740685**

Analyte	Result	LQL	SPK value	SPK Ref Val	%REC	LowLimit	HighLimit	RPD Ref Val	%RPD	RPDLimit	Qual
Mercury	0.00287	0.00010	0.003	0	95.7	70	130	0.00297	3.42	20	

Qualifiers:

U - Not detected at or above the Reporting Limit
J - Analyte detected below quantitation limits
S - Spike Recovery outside acceptance limits
E - Extrapolated value, value exceeds calibration range.
R - RPD outside acceptance limits
B - Analyte detected in the associated Method Blank
H - Prep or analytical holding time exceeded
X - See case narrative

Evergreen Analytical, Inc.

Date: *15-Sep-08*

Work Order: 08-6970
Client Project ID:

ANALYTICAL QC SUMMARY REPORT

BatchID: 16672

Sample ID: **MB-16672** SampType: **MBLK** TestCode: **TEH_W** Run ID: **FID5_080915A** Prep Date: **9/15/08** Units: **mg/L**
Batch ID: **16672** TestNo: **SW8015B Mo** FileID: **FID50915\004F0401** Analysis Date: **9/15/08** SeqNo: **740749**

Analyte	Result	LQL	SPK value	SPK Ref Val	%REC	LowLimit	HighLimit	RPD Ref Val	%RPD	RPDLimit	Qual
Diesel Fuel (No. 2)	U	0.40									
Surr: TBB	0.8594	0	2	0	43	35	130	0	0		

Sample ID: **LCS-16672** SampType: **LCS** TestCode: **TEH_W** Run ID: **FID5_080915A** Prep Date: **9/15/08** Units: **mg/L**
Batch ID: **16672** TestNo: **SW8015B Mo** FileID: **FID50915\005F0501** Analysis Date: **9/15/08** SeqNo: **740752**

Analyte	Result	LQL	SPK value	SPK Ref Val	%REC	LowLimit	HighLimit	RPD Ref Val	%RPD	RPDLimit	Qual
Diesel Fuel (No. 2)	16.9	0.40	20	0	84.5	70	130	0	0		
Surr: TBB	1.045	0	2	0	52.2	35	130	0	0		

Sample ID: **LCSD-16672** SampType: **LCSD** TestCode: **TEH_W** Run ID: **FID5_080915A** Prep Date: **9/15/08** Units: **mg/L**
Batch ID: **16672** TestNo: **SW8015B Mo** FileID: **FID50915\006F0601** Analysis Date: **9/15/08** SeqNo: **740754**

Analyte	Result	LQL	SPK value	SPK Ref Val	%REC	LowLimit	HighLimit	RPD Ref Val	%RPD	RPDLimit	Qual
Diesel Fuel (No. 2)	17.51	0.40	20	0	87.6	70	130	16.9	3.55	30	
Surr: TBB	0.995	0	2	0	49.7	35	130	0	0	0	

Qualifiers:

U - Not detected at or above the Reporting Limit
J - Analyte detected below quantitation limits
S - Spike Recovery outside acceptance limits
E - Extrapolated value, value exceeds calibration range.
R - RPD outside acceptance limits
B - Analyte detected in the associated Method Blank
H - Prep or analytical holding time exceeded
X - See case narrative

Evergreen Analytical, Inc.

Date: *16-Sep-08*

Work Order: 08-6970
Client Project ID:

ANALYTICAL QC SUMMARY REPORT

BatchID: 16672

Sample ID: **MB-16672** SampType: **MBLK** TestCode: **TEH_W** Run ID: **FID6_080915A** Prep Date: **9/15/08** Units: **mg/L**
Batch ID: **16672** TestNo: **SW8015B Mo** FileID: **FID60915\080R** Analysis Date: **9/16/08** SeqNo: **741196**

Analyte	Result	LQL	SPK value	SPK Ref Val	%REC	LowLimit	HighLimit	RPD Ref Val	%RPD	RPDLimit	Qual
Diesel Fuel (No. 2)	U	0.40									
Jet A	U	0.60									
Motor Oil	U	1.0									
Surr: TBB	1.127	0	2	0	56.4	35	130	0	0		

Sample ID: **LCS-16672** SampType: **LCS** TestCode: **TEH_W** Run ID: **FID6_080915A** Prep Date: **9/15/08** Units: **mg/L**
Batch ID: **16672** TestNo: **SW8015B Mo** FileID: **FID60915\081R** Analysis Date: **9/16/08** SeqNo: **741197**

Analyte	Result	LQL	SPK value	SPK Ref Val	%REC	LowLimit	HighLimit	RPD Ref Val	%RPD	RPDLimit	Qual
Diesel Fuel (No. 2)	16.11	0.40	20	0	80.6	70	130	0	0		
Surr: TBB	0.9747	0	2	0	48.7	35	130	0	0		

Sample ID: **LCSD-16672** SampType: **LCSD** TestCode: **TEH_W** Run ID: **FID6_080915A** Prep Date: **9/15/08** Units: **mg/L**
Batch ID: **16672** TestNo: **SW8015B Mo** FileID: **FID60915\082R** Analysis Date: **9/16/08** SeqNo: **741198**

Analyte	Result	LQL	SPK value	SPK Ref Val	%REC	LowLimit	HighLimit	RPD Ref Val	%RPD	RPDLimit	Qual
Diesel Fuel (No. 2)	16.89	0.40	20	0	84.5	70	130	16.9	0.0616	30	
Surr: TBB	0.9399	0	2	0	47	35	130	0	0	0	

Qualifiers:

U - Not detected at or above the Reporting Limit
J - Analyte detected below quantitation limits
S - Spike Recovery outside acceptance limits
E - Extrapolated value, value exceeds calibration range.
R - RPD outside acceptance limits
B - Analyte detected in the associated Method Blank
H - Prep or analytical holding time exceeded
X - See case narrative

Evergreen Analytical, Inc.

Date: *18-Sep-08*

Work Order: 08-6970
Client Project ID:

ANALYTICAL QC SUMMARY REPORT

TestCode: 8260_W

Sample ID: MB2091708-W | SampType: MBLK | TestCode: 8260_W | Run ID: VOA-2_080917A | Prep Date: 9/17/08 | Units: µg/L
Batch ID: R42106 | TestNo: SW8260B | FileID: VOA20917\0401004.D | Analysis Date: 9/17/08 | SeqNo: 742236

Analyte	Result	LQL	SPK value	SPK Ref Val	%REC	LowLimit	HighLimit	RPD Ref Val	%RPD	RPDLimit	Qual
Acetone	U	10									
Benzene	U	1.0									
Bromodichloromethane	U	2.0									
Bromoform	U	4.0									
Bromomethane	U	4.0									
2-Butanone	U	5.0									
Carbon disulfide	U	2.0									
Carbon tetrachloride	U	2.0									
Chlorobenzene	U	2.0									
Chloroethane	U	4.0									
2-Chloroethylvinylether	U	4.0									
Chloroform	U	2.0									
Chloromethane	U	4.0									
Dibromochloromethane	U	2.0									
1,2-Dichlorobenzene	U	2.0									
1,3-Dichlorobenzene	U	2.0									
1,4-Dichlorobenzene	U	2.0									
1,1-Dichloroethane	U	2.0									
1,2-Dichloroethane	U	2.0									
1,1-Dichloroethene	U	2.0									
cis-1,2-Dichloroethene	U	2.0									
trans-1,2-Dichloroethene	U	2.0									
1,2-Dichloropropane	U	2.0									
cis-1,3-Dichloropropene	U	2.0									
trans-1,3-Dichloropropene	U	2.0									
Ethylbenzene	U	2.0									
2-Hexanone	U	2.0									
Methylene chloride	U	5.0									
4-Methyl-2-pentanone	U	2.0									

Qualifiers:
U - Not detected at or above the Reporting Limit
J - Analyte detected below quantitation limits
S - Spike Recovery outside acceptance limits
E - Extrapolated value, value exceeds calibration range.
R - RPD outside acceptance limits
B - Analyte detected in the associated Method Blank
H - Prep or analytical holding time exceeded
X - See case narrative

Work Order: 08-6970
Client Project ID:

ANALYTICAL QC SUMMARY REPORT

TestCode: 8260_W

Sample ID: MB2091708-W	SampType: MBLK	TestCode: 8260_W	Run ID: VOA-2_080917A	Prep Date: 9/17/08	Units: µg/L
	Batch ID: R42106	TestNo: SW8260B	FileID: VOA20917\0401004.D	Analysis Date: 9/17/08	SeqNo: 742236

Analyte	Result	LQL	SPK value	SPK Ref Val	%REC	LowLimit	HighLimit	RPD Ref Val	%RPD	RPDLimit	Qual
Styrene	U	4.0									
1,1,2,2-Tetrachloroethane	U	2.0									
Tetrachloroethene	U	2.0									
Toluene	U	2.0									
1,1,1-Trichloroethane	U	2.0									
1,1,2-Trichloroethane	U	2.0									
Trichloroethene	U	2.0									
Vinyl acetate	U	4.0									
Vinyl chloride	U	2.0									
Xylene, Total	U	4.0									
Surr: 1,2-Dichloroethane-d4	44.93	0	50	0	89.9	70	130	0	0		
Surr: 4-Bromofluorobenzene	47.33	0	50	0	94.7	70	130	0	0		
Surr: Toluene-d8	46.71	0	50	0	93.4	70	130	0	0		

Qualifiers:

U - Not detected at or above the Reporting Limit
J - Analyte detected below quantitation limits
S - Spike Recovery outside acceptance limits
E - Extrapolated value, value exceeds calibration range.
R - RPD outside acceptance limits
B - Analyte detected in the associated Method Blank
H - Prep or analytical holding time exceeded
X - See case narrative

Evergreen Analytical, Inc.

Date: *18-Sep-08*

Work Order: 08-6970

Client Project ID:

ANALYTICAL QC SUMMARY REPORT

TestCode: 8260_W

Sample ID: LCS2091708H-W	SampType: LCS	TestCode: 8260_W	Run ID: VOA-2_080917A	Prep Date: 9/17/08	Units: µg/L
	Batch ID: R42106	TestNo: SW8260B	FileID: VOA20917\0601006.D	Analysis Date: 9/17/08	SeqNo: 742237

Analyte	Result	LQL	SPK value	SPK Ref Val	%REC	LowLimit	HighLimit	RPD Ref Val	%RPD	RPDLimit	Qual
Acetone	34.49	10	50	0	69	49	130	0	0		
Benzene	52.36	1.0	50	0	105	70	130	0	0		
Bromodichloromethane	52.99	2.0	50	0	106	70	130	0	0		
Bromoform	48.14	4.0	50	0	96.3	48	138	0	0		
Bromomethane	44.61	4.0	50	0	89.2	38	170	0	0		
2-Butanone	34.75	5.0	50	0	69.5	37	130	0	0		
Carbon disulfide	52.55	2.0	50	0	105	55	130	0	0		
Carbon tetrachloride	63.18	2.0	50	0	126	70	130	0	0		
Chlorobenzene	54.24	2.0	50	0	108	70	130	0	0		
Chloroethane	53	4.0	50	0	106	70	130	0	0		
2-Chloroethylvinylether	36.28	4.0	50	0	72.6	20	185	0	0		
Chloroform	59.36	2.0	50	0	119	70	130	0	0		
Chloromethane	43.04	4.0	50	0	86.1	46	138	0	0		
Dibromochloromethane	51.13	2.0	50	0	102	64	132	0	0		
1,2-Dichlorobenzene	49.31	2.0	50	0	98.6	53	146	0	0		
1,3-Dichlorobenzene	49.79	2.0	50	0	99.6	52	148	0	0		
1,4-Dichlorobenzene	51.47	2.0	50	0	103	57	136	0	0		
1,1-Dichloroethane	54.76	2.0	50	0	110	70	130	0	0		
1,2-Dichloroethane	48.05	2.0	50	0	96.1	70	130	0	0		
1,1-Dichloroethene	61.72	2.0	50	0	123	70	130	0	0		
cis-1,2-Dichloroethene	60.89	2.0	50	0	122	70	130	0	0		
trans-1,2-Dichloroethene	62.87	2.0	50	0	126	70	130	0	0		
1,2-Dichloropropane	47.95	2.0	50	0	95.9	70	130	0	0		
cis-1,3-Dichloropropene	50.53	2.0	50	0	101	67	130	0	0		
trans-1,3-Dichloropropene	44.88	2.0	50	0	89.8	66	130	0	0		
Ethylbenzene	55.29	2.0	50	0	111	70	130	0	0		
2-Hexanone	37.95	2.0	50	0	75.9	39	135	0	0		
Methylene chloride	57.38	5.0	50	0	115	70	130	0	0		
4-Methyl-2-pentanone	40.77	2.0	50	0	81.5	61	130	0	0		

Qualifiers:

U - Not detected at or above the Reporting Limit
J - Analyte detected below quantitation limits
S - Spike Recovery outside acceptance limits
E - Extrapolated value, value exceeds calibration range.
R - RPD outside acceptance limits
B - Analyte detected in the associated Method Blank
H - Prep or analytical holding time exceeded
X - See case narrative

Work Order: 08-6970
Client Project ID:

ANALYTICAL QC SUMMARY REPORT

TestCode: 8260_W

Sample ID: LCS2091708H-W	SampType: LCS	TestCode: 8260_W	Run ID: VOA-2_080917A	Prep Date: 9/17/08	Units: µg/L
	Batch ID: R42106	TestNo: SW8260B	FileID: VOA20917\0801006.D	Analysis Date: 9/17/08	SeqNo: 742237

Analyte	Result	LQL	SPK value	SPK Ref Val	%REC	LowLimit	HighLimit	RPD Ref Val	%RPD	RPDLimit	Qual
Styrene	55.39	4.0	50	0	111	38	130	0	0		
1,1,2,2-Tetrachloroethane	42.68	2.0	50	0	85.4	70	130	0	0		
Tetrachloroethene	59	2.0	50	0	118	66	134	0	0		
Toluene	55.96	2.0	50	0	112	70	140	0	0		
1,1,1-Trichloroethane	64.04	2.0	50	0	128	70	130	0	0		
1,1,2-Trichloroethane	48	2.0	50	0	96	69	130	0	0		
Trichloroethene	58.67	2.0	50	0	117	70	130	0	0		
Vinyl acetate	49.41	4.0	50	0	98.8	50	130	0	0		
Vinyl chloride	48.92	2.0	50	0	97.8	58	135	0	0		
Xylene, Total	112.4	4.0	100	0	112	55	134	0	0		
Surr: 1,2-Dichloroethane-d4	48.62	0	50	0	97.2	70	130	0	0		
Surr: 4-Bromofluorobenzene	46.62	0	50	0	93.2	70	130	0	0		
Surr: Toluene-d8	46.95	0	50	0	93.9	70	130	0	0		

Qualifiers:

U - Not detected at or above the Reporting Limit
J - Analyte detected below quantitation limits
S - Spike Recovery outside acceptance limits
E - Extrapolated value, value exceeds calibration range.
R - RPD outside acceptance limits
B - Analyte detected in the associated Method Blank
H - Prep or analytical holding time exceeded
X - See case narrative

Evergreen Analytical, Inc.

Date: *18-Sep-08*

Work Order: 08-6970
Client Project ID:

ANALYTICAL QC SUMMARY REPORT

TestCode: 8260_W

Sample ID: 08-7003-04AMS	SampType: MS	TestCode: 8260_W	Run ID: VOA-2_080917A	Prep Date: 9/17/08	Units: µg/L
	Batch ID: R42106	TestNo: SW8260B	FileID: VOA20917\0801008.D	Analysis Date: 9/17/08	SeqNo: 742247

Analyte	Result	LQL	SPK value	SPK Ref Val	%REC	LowLimit	HighLimit	RPD Ref Val	%RPD	RPDLimit	Qual
Acetone	67	10	50	42.41	49.2	21	130	0	0		
Benzene	56.95	1.0	50	0.71	114	59	132	0	0		
Bromodichloromethane	55.14	2.0	50	0	110	58	131	0	0		
Bromoform	50.18	4.0	50	0	100	45	140	0	0		
Bromomethane	41.63	4.0	50	0	83.3	53	155	0	0		
2-Butanone	39.93	5.0	50	0	79.9	37	130	0	0		
Carbon disulfide	53.03	2.0	50	0	106	41	132	0	0		
Carbon tetrachloride	66.83	2.0	50	0	134	70	130	0	0		S
Chlorobenzene	54.93	2.0	50	0	110	65	133	0	0		
Chloroethane	50.09	4.0	50	0	100	55	143	0	0		
2-Chloroethylvinylether	U	4.0	50	0	0	20	168	0	0		S
Chloroform	57.64	2.0	50	0	115	69	130	0	0		
Chloromethane	41.79	4.0	50	0	83.6	48	156	0	0		
Dibromochloromethane	52.15	2.0	50	0	104	52	141	0	0		
1,2-Dichlorobenzene	49.76	2.0	50	0	99.5	40	148	0	0		
1,3-Dichlorobenzene	48.33	2.0	50	0	96.7	38	148	0	0		
1,4-Dichlorobenzene	51.98	2.0	50	0	104	43	136	0	0		
1,1-Dichloroethane	57.15	2.0	50	0	114	70	130	0	0		
1,2-Dichloroethane	51.34	2.0	50	0	103	62	130	0	0		
1,1-Dichloroethene	62.22	2.0	50	0	124	69	137	0	0		
cis-1,2-Dichloroethene	58.56	2.0	50	0	117	70	130	0	0		
trans-1,2-Dichloroethene	62.85	2.0	50	0	126	69	134	0	0		
1,2-Dichloropropane	50.79	2.0	50	0	102	63	131	0	0		
cis-1,3-Dichloropropene	51.28	2.0	50	0	103	51	134	0	0		
trans-1,3-Dichloropropene	46.3	2.0	50	0	92.6	50	130	0	0		
Ethylbenzene	57.72	2.0	50	0	115	68	130	0	0		
2-Hexanone	40.44	2.0	50	0	80.9	45	132	0	0		
Methylene chloride	53.79	5.0	50	0	108	58	139	0	0		
4-Methyl-2-pentanone	47.83	2.0	50	0	95.7	62	130	0	0		

Qualifiers:

U - Not detected at or above the Reporting Limit
J - Analyte detected below quantitation limits
S - Spike Recovery outside acceptance limits
E - Extrapolated value, value exceeds calibration range.
R - RPD outside acceptance limits
B - Analyte detected in the associated Method Blank
H - Prep or analytical holding time exceeded
X - See case narrative

Work Order: 08-6970
Client Project ID:

ANALYTICAL QC SUMMARY REPORT

TestCode: 8260_W

Sample ID: 08-7003-04AMS | SampType: MS | TestCode: 8260_W | Run ID: VOA-2_080917A | Prep Date: 9/17/08 | Units: µg/L
Batch ID: R42106 | TestNo: SW8260B | FileID: VOA20917\0801008.D | Analysis Date: 9/17/08 | SeqNo: 742247

Analyte	Result	LQL	SPK value	SPK Ref Val	%REC	LowLimit	HighLimit	RPD Ref Val	%RPD	RPDLimit	Qual
Styrene	55	4.0	50	0	110	27	130	0	0		
1,1,2,2-Tetrachloroethane	45.32	2.0	50	0	90.6	61	140	0	0		
Tetrachloroethene	60.78	2.0	50	0	122	61	134	0	0		
Toluene	59.65	2.0	50	2.67	114	56	142	0	0		
1,1,1-Trichloroethane	67.01	2.0	50	0	134	70	130	0	0		S
1,1,2-Trichloroethane	50.31	2.0	50	0	101	52	135	0	0		
Trichloroethene	63.25	2.0	50	0	127	61	132	0	0		
Vinyl acetate	58.59	4.0	50	0	117	40	139	0	0		
Vinyl chloride	47.95	2.0	50	0	95.9	54	148	0	0		
Xylene, Total	118.6	4.0	100	3	119	36	132	0	0		
Surr: 1,2-Dichloroethane-d4	48.28	0	50	0	96.6	70	130	0	0		
Surr: 4-Bromofluorobenzene	51.77	0	50	0	104	70	130	0	0		
Surr: Toluene-d8	51.65	0	50	0	103	70	130	0	0		

Sample ID: 08-7003-04AMSD | SampType: MSD | TestCode: 8260_W | Run ID: VOA-2_080917A | Prep Date: 9/17/08 | Units: µg/L
Batch ID: R42106 | TestNo: SW8260B | FileID: VOA20917\0901009.D | Analysis Date: 9/17/08 | SeqNo: 742248

Analyte	Result	LQL	SPK value	SPK Ref Val	%REC	LowLimit	HighLimit	RPD Ref Val	%RPD	RPDLimit	Qual
Acetone	62.94	10	50	42.41	41.1	21	130	67	6.25	30	
Benzene	49.35	1.0	50	0.71	98.7	59	132	56.95	14.3	30	
Bromodichloromethane	49.23	2.0	50	0	98.5	58	131	55.14	11.3	30	
Bromoform	47.87	4.0	50	0	95.7	45	140	50.18	4.71	30	
Bromomethane	37.55	4.0	50	0	75.1	53	155	41.63	10.3	30	
2-Butanone	38.72	5.0	50	0	77.4	37	130	39.93	3.08	30	
Carbon disulfide	45.96	2.0	50	0	91.9	41	132	53.03	14.3	30	
Carbon tetrachloride	56.21	2.0	50	0	112	70	130	66.83	17.3	30	
Chlorobenzene	49.06	2.0	50	0	98.1	65	133	54.93	11.3	30	
Chloroethane	44.98	4.0	50	0	90	55	143	50.09	10.7	30	
2-Chloroethylvinylether	U	4.0	50	0	0	20	168	0	0	30	S
Chloroform	49.99	2.0	50	0	100	69	130	57.64	14.2	30	
Chloromethane	35.33	4.0	50	0	70.7	48	156	41.79	16.8	30	

Qualifiers:
U - Not detected at or above the Reporting Limit
J - Analyte detected below quantitation limits
S - Spike Recovery outside acceptance limits
E - Extrapolated value, value exceeds calibration range.
R - RPD outside acceptance limits
B - Analyte detected in the associated Method Blank
H - Prep or analytical holding time exceeded
X - See case narrative

Work Order: 08-6970
Client Project ID:

ANALYTICAL QC SUMMARY REPORT

TestCode: 8260_W

Sample ID: 08-7003-04AMSD	SampType: MSD	TestCode: 8260_W	Run ID: VOA-2_080917A	Prep Date: 9/17/08	Units: µg/L
	Batch ID: R42106	TestNo: SW8260B	FileID: VOA20917\0901009.D	Analysis Date: 9/17/08	SeqNo: 742248

Analyte	Result	LQL	SPK value	SPK Ref Val	%REC	LowLimit	HighLimit	RPD Ref Val	%RPD	RPDLimit	Qual
Dibromochloromethane	49.36	2.0	50	0	98.7	52	141	52.15	5.50	30	
1,2-Dichlorobenzene	43.96	2.0	50	0	87.9	40	148	49.76	12.4	30	
1,3-Dichlorobenzene	43.88	2.0	50	0	87.8	38	148	48.33	9.65	30	
1,4-Dichlorobenzene	42.56	2.0	50	0	85.1	43	136	51.98	19.9	30	
1,1-Dichloroethane	51.12	2.0	50	0	102	70	130	57.15	11.1	30	
1,2-Dichloroethane	46.29	2.0	50	0	92.6	62	130	51.34	10.3	30	
1,1-Dichloroethene	52.53	2.0	50	0	105	69	137	62.22	16.9	30	
cis-1,2-Dichloroethene	51.33	2.0	50	0	103	70	130	58.56	13.2	30	
trans-1,2-Dichloroethene	55.71	2.0	50	0	111	69	134	62.85	12.0	30	
1,2-Dichloropropane	44.6	2.0	50	0	89.2	63	131	50.79	13.0	30	
cis-1,3-Dichloropropene	46.2	2.0	50	0	92.4	51	134	51.28	10.4	30	
trans-1,3-Dichloropropene	42.31	2.0	50	0	84.6	50	130	46.3	9.01	30	
Ethylbenzene	51.07	2.0	50	0	102	68	130	57.72	12.2	30	
2-Hexanone	43.54	2.0	50	0	87.1	45	132	40.44	7.38	30	
Methylene chloride	48.52	5.0	50	0	97	58	139	53.79	10.3	30	
4-Methyl-2-pentanone	44.43	2.0	50	0	88.9	62	130	47.83	7.37	30	
Styrene	48.5	4.0	50	0	97	27	130	55	12.6	30	
1,1,2,2-Tetrachloroethane	43.5	2.0	50	0	87	61	140	45.32	4.10	30	
Tetrachloroethene	54.1	2.0	50	0	108	61	134	60.78	11.6	30	
Toluene	53.81	2.0	50	2.67	102	56	142	59.65	10.3	30	
1,1,1-Trichloroethane	56.23	2.0	50	0	112	70	130	67.01	17.5	30	
1,1,2-Trichloroethane	46.24	2.0	50	0	92.5	52	135	50.31	8.43	30	
Trichloroethene	54.8	2.0	50	0	110	61	132	63.25	14.3	30	
Vinyl acetate	54.58	4.0	50	0	109	40	139	58.59	7.09	30	
Vinyl chloride	41.48	2.0	50	0	83	54	148	47.95	14.5	30	
Xylene, Total	105.3	4.0	100	3	105	36	132	118.6	11.9	30	
Surr: 1,2-Dichloroethane-d4	47.04	0	50	0	94.1	70	130	0	0	0	
Surr: 4-Bromofluorobenzene	51.59	0	50	0	103	70	130	0	0	0	
Surr: Toluene-d8	48.6	0	50	0	97.2	70	130	0	0	0	

Qualifiers:

U - Not detected at or above the Reporting Limit
J - Analyte detected below quantitation limits
S - Spike Recovery outside acceptance limits
E - Extrapolated value, value exceeds calibration range.
R - RPD outside acceptance limits
B - Analyte detected in the associated Method Blank
H - Prep or analytical holding time exceeded
X - See case narrative

Evergreen Analytical, Inc.

Date: *19-Sep-08*

Work Order: 08-6970
Client Project ID:

ANALYTICAL QC SUMMARY REPORT

TestCode: 8270_W

Sample ID MB-16670	SampType: MBLK	TestCode: 8270_W	Run ID: GCMS1_080918A	Prep Date: 9/15/08	Units: µg/L
	Batch ID: 16670	TestNo: SW8270C	FileID: \GCMS10918\1601016.D	Analysis Date: 9/18/08	SeqNo: 742808

Analyte	Result	LQL	SPK value	SPK Ref Val	%REC	LowLimit	HighLimit	RPD Ref Val	%RPD	RPDLimit	Qual
Acenaphthene	U	5.0									
Acenaphthylene	U	5.0									
Anthracene	U	5.0									
Benzo(a)anthracene	U	2.0									
Benzo(b&k)fluoranthene	U	5.0									
Benzoic acid	U	10									
Benzo(g,h,i)perylene	U	5.0									
Benzo(a)pyrene	U	2.0									
Benzyl alcohol	U	5.0									
4-Bromophenyl phenyl ether	U	5.0									
Butyl benzyl phthalate	U	5.0									
4-Chloroaniline	U	10									
Bis(2-chloroethoxy)methane	U	5.0									
Bis(2-chloroethyl)ether	U	5.0									
4-Chloro-3-methylphenol	U	5.0									
2-Chloronaphthalene	U	5.0									
2-Chlorophenol	U	5.0									
4-Chlorophenyl phenyl ether	U	5.0									
Chrysene	U	5.0									
Dibenz(a,h)anthracene	U	5.0									
Dibenzofuran	U	5.0									
Di-n-butyl phthalate	U	5.0									
1,2-Dichlorobenzene	U	5.0									
1,3-Dichlorobenzene	U	5.0									
1,4-Dichlorobenzene	U	5.0									
3,3'-Dichlorobenzidine	U	5.0									
Dichlorodiisopropyl ether	U	5.0									
2,4-Dichlorophenol	U	5.0									
Diethyl phthalate	U	5.0									

Qualifiers:

U - Not detected at or above the Reporting Limit
J - Analyte detected below quantitation limits
S - Spike Recovery outside acceptance limits
E - Extrapolated value, value exceeds calibration range.
R - RPD outside acceptance limits
B - Analyte detected in the associated Method Blank
H - Prep or analytical holding time exceeded
X - See case narrative

Work Order: 08-6970
Client Project ID:

ANALYTICAL QC SUMMARY REPORT

TestCode: 8270_W

Sample ID MB-16670	SampType: MBLK	TestCode: 8270_W	Run ID: GCMS1_080918A	Prep Date: 9/15/08	Units: µg/L
	Batch ID: 16670	TestNo: SW8270C	FileID: \GCMS10918\1601016.D	Analysis Date: 9/18/08	SeqNo: 742808

Analyte	Result	LQL	SPK value	SPK Ref Val	%REC	LowLimit	HighLimit	RPD Ref Val	%RPD	RPDLimit	Qual
2,4-Dimethylphenol	U	5.0									
Dimethyl phthalate	U	5.0									
4,6-Dinitro-2-methylphenol	U	5.0									
2,4-Dinitrophenol	U	5.0									
2,4-Dinitrotoluene	U	5.0									
2,6-Dinitrotoluene	U	5.0									
Di-n-octyl phthalate	U	5.0									
Bis(2-ethylhexyl)phthalate	U	5.0									
Fluoranthene	U	5.0									
Fluorene	U	5.0									
Hexachlorobenzene	U	5.0									
Hexachlorobutadiene	U	5.0									
Hexachlorocyclopentadiene	U	5.0									
Hexachloroethane	U	5.0									
Indeno(1,2,3-cd)pyrene	U	5.0									
Isophorone	U	5.0									
2-Methylnaphthalene	U	5.0									
2-Methylphenol	U	5.0									
4-Methylphenol	U	5.0									
Naphthalene	U	5.0									
2-Nitroaniline	U	5.0									
3-Nitroaniline	U	5.0									
4-Nitroaniline	U	5.0									
Nitrobenzene	U	5.0									
2-Nitrophenol	U	5.0									
4-Nitrophenol	U	10									
N-Nitrosodi-n-propylamine	U	5.0									
N-Nitrosodiphenylamine	U	5.0									
Pentachlorophenol	U	5.0									
Phenanthrene	U	5.0									
Phenol	U	5.0									

Qualifiers:
U - Not detected at or above the Reporting Limit
J - Analyte detected below quantitation limits
S - Spike Recovery outside acceptance limits
E - Extrapolated value, value exceeds calibration range.
R - RPD outside acceptance limits
B - Analyte detected in the associated Method Blank
H - Prep or analytical holding time exceeded
X - See case narrative

Work Order: 08-6970
Client Project ID:

ANALYTICAL QC SUMMARY REPORT

TestCode: 8270_W

Sample ID **MB-16670** SampType: **MBLK** TestCode: **8270_W** Run ID: **GCMS1_080918A** Prep Date: **9/15/08** Units: **µg/L**
Batch ID: **16670** TestNo: **SW8270C** FileID: **\GCMS10918\1601016.D** Analysis Date: **9/18/08** SeqNo: **742808**

Analyte	Result	LQL	SPK value	SPK Ref Val	%REC	LowLimit	HighLimit	RPD Ref Val	%RPD	RPDLimit	Qual
Pyrene	U	5.0									
1,2,4-Trichlorobenzene	U	5.0									
2,4,5-Trichlorophenol	U	5.0									
2,4,6-Trichlorophenol	U	5.0									
Surr: 2,4,6-Tribromophenol	98.45	0	100	0	98.5	32	138	0	0		
Surr: 2-Fluorobiphenyl	95.1	0	100	0	95.1	45	130	0	0		
Surr: 2-Fluorophenol	94.94	0	100	0	94.9	43	130	0	0		
Surr: Nitrobenzene-d5	95.74	0	100	0	95.7	45	130	0	0		
Surr: Phenol-d6	97.46	0	100	0	97.5	47	130	0	0		
Surr: Terphenyl-d14	118.2	0	100	0	118	47	136	0	0		

Sample ID **LCS-16670** SampType: **LCS** TestCode: **8270_W** Run ID: **GCMS1_080918A** Prep Date: **9/15/08** Units: **µg/L**
Batch ID: **16670** TestNo: **SW8270C** FileID: **\GCMS10918\1701017.D** Analysis Date: **9/18/08** SeqNo: **742806**

Analyte	Result	LQL	SPK value	SPK Ref Val	%REC	LowLimit	HighLimit	RPD Ref Val	%RPD	RPDLimit	Qual
Acenaphthene	100.9	5.0	100	0	101	58	130	0	0		
Acenaphthylene	104.6	5.0	100	0	105	56	130	0	0		
Anthracene	95.85	5.0	100	0	95.9	59	130	0	0		
Benzo(a)anthracene	104.3	2.0	100	0	104	58	130	0	0		
Benzo(b&k)fluoranthene	209.4	5.0	200	0	105	61	130	0	0		
Benzoic acid	88.39	10	100	0	88.4	17	130	0	0		
Benzo(g,h,i)perylene	102.5	5.0	100	0	102	62	130	0	0		
Benzo(a)pyrene	103.2	2.0	100	0	103	58	130	0	0		
Benzyl alcohol	92.96	5.0	100	0	93	60	130	0	0		
4-Bromophenyl phenyl ether	96.17	5.0	100	0	96.2	65	130	0	0		
Butyl benzyl phthalate	104.6	5.0	100	0	105	56	130	0	0		
4-Chloroaniline	94.06	10	100	0	94.1	32	130	0	0		
Bis(2-chloroethoxy)methane	87.49	5.0	100	0	87.5	58	130	0	0		
Bis(2-chloroethyl)ether	82.58	5.0	100	0	82.6	55	130	0	0		
4-Chloro-3-methylphenol	90.8	5.0	100	0	90.8	46	130	0	0		
2-Chloronaphthalene	97.14	5.0	100	0	97.1	60	130	0	0		

Qualifiers:
U - Not detected at or above the Reporting Limit
J - Analyte detected below quantitation limits
S - Spike Recovery outside acceptance limits
E - Extrapolated value, value exceeds calibration range.
R - RPD outside acceptance limits
B - Analyte detected in the associated Method Blank
H - Prep or analytical holding time exceeded
X - See case narrative

Work Order: 08-6970
Client Project ID:

ANALYTICAL QC SUMMARY REPORT

TestCode: 8270_W

Sample ID LCS-16670	SampType: LCS	TestCode: 8270_W	Run ID: GCMS1_080918A	Prep Date: 9/15/08	Units: µg/L
	Batch ID: 16670	TestNo: SW8270C	FileID: \GCMS10918\1701017.D	Analysis Date: 9/18/08	SeqNo: 742806

Analyte	Result	LQL	SPK value	SPK Ref Val	%REC	LowLimit	HighLimit	RPD Ref Val	%RPD	RPDLimit	Qual
2-Chlorophenol	85.75	5.0	100	0	85.8	42	130	0	0		
4-Chlorophenyl phenyl ether	103	5.0	100	0	103	67	130	0	0		
Chrysene	117.7	5.0	100	0	118	58	130	0	0		
Dibenz(a,h)anthracene	109.6	5.0	100	0	110	62	130	0	0		
Dibenzofuran	102.7	5.0	100	0	103	60	130	0	0		
Di-n-butyl phthalate	106	5.0	100	0	106	55	130	0	0		
1,2-Dichlorobenzene	83.29	5.0	100	0	83.3	52	130	0	0		
1,3-Dichlorobenzene	81.66	5.0	100	0	81.7	50	130	0	0		
1,4-Dichlorobenzene	80.33	5.0	100	0	80.3	51	130	0	0		
3,3'-Dichlorobenzidine	84.47	5.0	100	0	84.5	51	130	0	0		
Dichlorodiisopropyl ether	84.48	5.0	100	0	84.5	53	130	0	0		
2,4-Dichlorophenol	93.04	5.0	100	0	93	47	130	0	0		
Diethyl phthalate	107.9	5.0	100	0	108	51	131	0	0		
2,4-Dimethylphenol	72.75	5.0	100	0	72.8	31	130	0	0		
Dimethyl phthalate	103.9	5.0	100	0	104	51	130	0	0		
4,6-Dinitro-2-methylphenol	103.2	5.0	100	0	103	54	130	0	0		
2,4-Dinitrophenol	99.38	5.0	100	0	99.4	35	135	0	0		
2,4-Dinitrotoluene	118.5	5.0	100	0	118	51	131	0	0		
2,6-Dinitrotoluene	114	5.0	100	0	114	59	130	0	0		
Di-n-octyl phthalate	92.92	5.0	100	0	92.9	59	130	0	0		
Bis(2-ethylhexyl)phthalate	107.3	5.0	100	0	107	58	130	0	0		
Fluoranthene	105.7	5.0	100	0	106	60	130	0	0		
Fluorene	106.6	5.0	100	0	107	61	130	0	0		
Hexachlorobenzene	108.9	5.0	100	0	109	58	130	0	0		
Hexachlorobutadiene	83.36	5.0	100	0	83.4	42	130	0	0		
Hexachlorocyclopentadiene	66.49	5.0	100	0	66.5	36	130	0	0		
Hexachloroethane	78.2	5.0	100	0	78.2	43	130	0	0		
Indeno(1,2,3-cd)pyrene	109.9	5.0	100	0	110	62	130	0	0		
Isophorone	91.6	5.0	100	0	91.6	52	130	0	0		
2-Methylnaphthalene	92.46	5.0	100	0	92.5	54	130	0	0		
2-Methylphenol	82.07	5.0	100	0	82.1	47	130	0	0		

Qualifiers:
U - Not detected at or above the Reporting Limit
J - Analyte detected below quantitation limits
S - Spike Recovery outside acceptance limits
E - Extrapolated value, value exceeds calibration range.
R - RPD outside acceptance limits
B - Analyte detected in the associated Method Blank
H - Prep or analytical holding time exceeded
X - See case narrative

Work Order: 08-6970
Client Project ID:

ANALYTICAL QC SUMMARY REPORT

TestCode: 8270_W

Sample ID LCS-16670	SampType: LCS	TestCode: 8270_W	Run ID: GCMS1_080918A	Prep Date: 9/15/08	Units: µg/L
	Batch ID: 16670	TestNo: SW8270C	FileID: \GCMS10918\1701017.D	Analysis Date: 9/18/08	SeqNo: 742806

Analyte	Result	LQL	SPK value	SPK Ref Val	%REC	LowLimit	HighLimit	RPD Ref Val	%RPD	RPDLimit	Qual
4-Methylphenol	86.22	5.0	100	0	86.2	45	130	0	0		
Naphthalene	91.46	5.0	100	0	91.5	54	130	0	0		
2-Nitroaniline	112.6	5.0	100	0	113	60	130	0	0		
3-Nitroaniline	107.8	5.0	100	0	108	62	130	0	0		
4-Nitroaniline	115.9	5.0	100	0	116	56	130	0	0		
Nitrobenzene	95.06	5.0	100	0	95.1	50	130	0	0		
2-Nitrophenol	92.97	5.0	100	0	93	43	130	0	0		
4-Nitrophenol	101.4	10	100	0	101	52	130	0	0		
N-Nitrosodi-n-propylamine	89.6	5.0	100	0	89.6	60	130	0	0		
N-Nitrosodiphenylamine	105.6	5.0	100	0	106	54	130	0	0		
Pentachlorophenol	89.77	5.0	100	0	89.8	49	130	0	0		
Phenanthrene	105.2	5.0	100	0	105	62	130	0	0		
Phenol	86.21	5.0	100	0	86.2	32	130	0	0		
Pyrene	108	5.0	100	0	108	54	130	0	0		
1,2,4-Trichlorobenzene	89.97	5.0	100	0	90	52	130	0	0		
2,4,5-Trichlorophenol	99.26	5.0	100	0	99.3	59	130	0	0		
2,4,6-Trichlorophenol	99.12	5.0	100	0	99.1	57	130	0	0		
Surr: 2,4,6-Tribromophenol	107.3	0	100	0	107	32	138	0	0		
Surr: 2-Fluorobiphenyl	91.65	0	100	0	91.7	45	130	0	0		
Surr: 2-Fluorophenol	79.25	0	100	0	79.3	43	130	0	0		
Surr: Nitrobenzene-d5	93.02	0	100	0	93	45	130	0	0		
Surr: Phenol-d6	82.56	0	100	0	82.6	47	130	0	0		
Surr: Terphenyl-d14	119.9	0	100	0	120	47	136	0	0		

Sample ID LCSD-16670	SampType: LCSD	TestCode: 8270_W	Run ID: GCMS1_080918A	Prep Date: 9/15/08	Units: µg/L
	Batch ID: 16670	TestNo: SW8270C	FileID: \GCMS10918\1801018.D	Analysis Date: 9/18/08	SeqNo: 742807

Analyte	Result	LQL	SPK value	SPK Ref Val	%REC	LowLimit	HighLimit	RPD Ref Val	%RPD	RPDLimit	Qual
Acenaphthene	97.51	5.0	100	0	97.5	58	130	100.9	3.42	30	
Acenaphthylene	103.3	5.0	100	0	103	56	130	104.6	1.25	30	
Anthracene	89.81	5.0	100	0	89.8	59	130	95.85	6.51	30	

Qualifiers:
U - Not detected at or above the Reporting Limit
J - Analyte detected below quantitation limits
S - Spike Recovery outside acceptance limits
E - Extrapolated value, value exceeds calibration range.
R - RPD outside acceptance limits
B - Analyte detected in the associated Method Blank
H - Prep or analytical holding time exceeded
X - See case narrative

Work Order: 08-6970
Client Project ID:

ANALYTICAL QC SUMMARY REPORT

TestCode: 8270_W

Sample ID LCSD-16670	SampType: LCSD	TestCode: 8270_W	Run ID: GCMS1_080918A	Prep Date: 9/15/08	Units: µg/L
	Batch ID: 16670	TestNo: SW8270C	FileID: \GCMS10918\1801018.D	Analysis Date: 9/18/08	SeqNo: 742807

Analyte	Result	LQL	SPK value	SPK Ref Val	%REC	LowLimit	HighLimit	RPD Ref Val	%RPD	RPDLimit	Qual
Benzo(a)anthracene	96.38	2.0	100	0	96.4	58	130	104.3	7.88	30	
Benzo(b&k)fluoranthene	204.1	5.0	200	0	102	61	130	209.4	2.58	30	
Benzoic acid	87.5	10	100	0	87.5	17	130	88.39	1.01	30	
Benzo(g,h,i)perylene	107.7	5.0	100	0	108	62	130	102.5	4.96	30	
Benzo(a)pyrene	102.7	2.0	100	0	103	58	130	103.2	0.447	30	
Benzyl alcohol	89.57	5.0	100	0	89.6	60	130	92.96	3.71	30	
4-Bromophenyl phenyl ether	92.1	5.0	100	0	92.1	65	130	96.17	4.32	30	
Butyl benzyl phthalate	99.84	5.0	100	0	99.8	56	130	104.6	4.65	30	
4-Chloroaniline	96.58	10	100	0	96.6	32	130	94.06	2.64	30	
Bis(2-chloroethoxy)methane	87.04	5.0	100	0	87	58	130	87.49	0.516	30	
Bis(2-chloroethyl)ether	84.51	5.0	100	0	84.5	55	130	82.58	2.31	30	
4-Chloro-3-methylphenol	89.14	5.0	100	0	89.1	46	130	90.8	1.85	30	
2-Chloronaphthalene	95.75	5.0	100	0	95.8	60	130	97.14	1.44	30	
2-Chlorophenol	85.35	5.0	100	0	85.4	42	130	85.75	0.468	30	
4-Chlorophenyl phenyl ether	99	5.0	100	0	99	67	130	103	3.95	30	
Chrysene	107.7	5.0	100	0	108	58	130	117.7	8.85	30	
Dibenz(a,h)anthracene	113.2	5.0	100	0	113	62	130	109.6	3.21	30	
Dibenzofuran	101.2	5.0	100	0	101	60	130	102.7	1.47	30	
Di-n-butyl phthalate	99.83	5.0	100	0	99.8	55	130	106	5.95	30	
1,2-Dichlorobenzene	77.24	5.0	100	0	77.2	52	130	83.29	7.54	30	
1,3-Dichlorobenzene	77.9	5.0	100	0	77.9	50	130	81.66	4.71	30	
1,4-Dichlorobenzene	77.3	5.0	100	0	77.3	51	130	80.33	3.84	30	
3,3'-Dichlorobenzidine	92.47	5.0	100	0	92.5	51	130	84.47	9.04	30	
Dichlorodiisopropyl ether	80.62	5.0	100	0	80.6	53	130	84.48	4.68	30	
2,4-Dichlorophenol	93.93	5.0	100	0	93.9	47	130	93.04	0.952	30	
Diethyl phthalate	104.5	5.0	100	0	105	51	131	107.9	3.21	30	
2,4-Dimethylphenol	72.34	5.0	100	0	72.3	31	130	72.75	0.565	30	
Dimethyl phthalate	99.94	5.0	100	0	99.9	51	130	103.9	3.91	30	
4,6-Dinitro-2-methylphenol	95.86	5.0	100	0	95.9	54	130	103.2	7.38	30	
2,4-Dinitrophenol	94.96	5.0	100	0	95	35	135	99.38	4.55	30	
2,4-Dinitrotoluene	111.9	5.0	100	0	112	51	131	118.5	5.72	30	

Qualifiers:
U - Not detected at or above the Reporting Limit
J - Analyte detected below quantitation limits
S - Spike Recovery outside acceptance limits
E - Extrapolated value, value exceeds calibration range.
R - RPD outside acceptance limits
B - Analyte detected in the associated Method Blank
H - Prep or analytical holding time exceeded
X - See case narrative

Work Order: 08-6970
Client Project ID:

ANALYTICAL QC SUMMARY REPORT

TestCode: 8270_W

Sample ID LCSD-16670	SampType: LCSD	TestCode: 8270_W	Run ID: GCMS1_080918A	Prep Date: 9/15/08	Units: µg/L
	Batch ID: 16670	TestNo: SW8270C	FileID: \GCMS10918\1801018.D	Analysis Date: 9/18/08	SeqNo: 742807

Analyte	Result	LQL	SPK value	SPK Ref Val	%REC	LowLimit	HighLimit	RPD Ref Val	%RPD	RPDLimit	Qual
2,6-Dinitrotoluene	110.6	5.0	100	0	111	59	130	114	3.00	30	
Di-n-octyl phthalate	93.28	5.0	100	0	93.3	59	130	92.92	0.387	30	
Bis(2-ethylhexyl)phthalate	101.6	5.0	100	0	102	58	130	107.3	5.50	30	
Fluoranthene	97.13	5.0	100	0	97.1	60	130	105.7	8.45	30	
Fluorene	102.6	5.0	100	0	103	61	130	106.6	3.78	30	
Hexachlorobenzene	100.5	5.0	100	0	100	58	130	108.9	8.04	30	
Hexachlorobutadiene	84.43	5.0	100	0	84.4	42	130	83.36	1.28	30	
Hexachlorocyclopentadiene	68.53	5.0	100	0	68.5	36	130	66.49	3.02	30	
Hexachloroethane	73.05	5.0	100	0	73.1	43	130	78.2	6.81	30	
Indeno(1,2,3-cd)pyrene	113	5.0	100	0	113	62	130	109.9	2.79	30	
Isophorone	90.16	5.0	100	0	90.2	52	130	91.6	1.58	30	
2-Methylnaphthalene	93.09	5.0	100	0	93.1	54	130	92.46	0.679	30	
2-Methylphenol	79.82	5.0	100	0	79.8	47	130	82.07	2.78	30	
4-Methylphenol	80.84	5.0	100	0	80.8	45	130	86.22	6.44	30	
Naphthalene	91.31	5.0	100	0	91.3	54	130	91.46	0.164	30	
2-Nitroaniline	110	5.0	100	0	110	60	130	112.6	2.34	30	
3-Nitroaniline	107.6	5.0	100	0	108	62	130	107.8	0.158	30	
4-Nitroaniline	111.1	5.0	100	0	111	56	130	115.9	4.21	30	
Nitrobenzene	97.5	5.0	100	0	97.5	50	130	95.06	2.53	30	
2-Nitrophenol	93.52	5.0	100	0	93.5	43	130	92.97	0.590	30	
4-Nitrophenol	96.41	10	100	0	96.4	52	130	101.4	5.01	30	
N-Nitrosodi-n-propylamine	80.88	5.0	100	0	80.9	60	130	89.6	10.2	30	
N-Nitrosodiphenylamine	101	5.0	100	0	101	54	130	105.6	4.45	30	
Pentachlorophenol	85.43	5.0	100	0	85.4	49	130	89.77	4.95	30	
Phenanthrene	97.07	5.0	100	0	97.1	62	130	105.2	8.08	30	
Phenol	85.8	5.0	100	0	85.8	32	130	86.21	0.477	30	
Pyrene	100.7	5.0	100	0	101	54	130	108	6.97	30	
1,2,4-Trichlorobenzene	90.38	5.0	100	0	90.4	52	130	89.97	0.455	30	
2,4,5-Trichlorophenol	98.73	5.0	100	0	98.7	59	130	99.26	0.535	30	
2,4,6-Trichlorophenol	96.64	5.0	100	0	96.6	57	130	99.12	2.53	30	
Surr: 2,4,6-Tribromophenol	105.2	0	100	0	105	32	138	0	0	0	

Qualifiers:
U - Not detected at or above the Reporting Limit
J - Analyte detected below quantitation limits
S - Spike Recovery outside acceptance limits
E - Extrapolated value, value exceeds calibration range.
R - RPD outside acceptance limits
B - Analyte detected in the associated Method Blank
H - Prep or analytical holding time exceeded
X - See case narrative

Work Order: 08-6970
Client Project ID:

ANALYTICAL QC SUMMARY REPORT

TestCode: 8270_W

Sample ID LCSD-16670	SampType: LCSD	TestCode: 8270_W	Run ID: GCMS1_080918A	Prep Date: 9/15/08	Units: µg/L
	Batch ID: 16670	TestNo: SW8270C	FileID: \GCMS10918\1801018.D	Analysis Date: 9/18/08	SeqNo: 742807

Analyte	Result	LQL	SPK value	SPK Ref Val	%REC	LowLimit	HighLimit	RPD Ref Val	%RPD	RPDLimit	Qual
Surr: 2-Fluorobiphenyl	90.6	0	100	0	90.6	45	130	0	0	0	
Surr: 2-Fluorophenol	83.81	0	100	0	83.8	43	130	0	0	0	
Surr: Nitrobenzene-d5	95.98	0	100	0	96	45	130	0	0	0	
Surr: Phenol-d6	82.13	0	100	0	82.1	47	130	0	0	0	
Surr: Terphenyl-d14	113.2	0	100	0	113	47	136	0	0	0	

Qualifiers:

U - Not detected at or above the Reporting Limit
J - Analyte detected below quantitation limits
S - Spike Recovery outside acceptance limits
E - Extrapolated value, value exceeds calibration range.
R - RPD outside acceptance limits
B - Analyte detected in the associated Method Blank
H - Prep or analytical holding time exceeded
X - See case narrative

Evergreen Analytical, Inc.

Date: *15-Sep-08*

Work Order: 08-6970
Client Project ID:

ANALYTICAL QC SUMMARY REPORT

BatchID: R41976

Sample ID: **MEB4091208** SampType: **MBLK** TestCode: **8021_S** Run ID: **TVHBTEX4_080912A** Prep Date: **9/12/08** Units: **µg/Kg**
Batch ID: **R41976** TestNo: **SW8021B** FileID: **TVB40912\019R** Analysis Date: **9/12/08** SeqNo: **739868**

Analyte	Result	LQL	SPK value	SPK Ref Val	%REC	LowLimit	HighLimit	RPD Ref Val	%RPD	RPDLimit	Qual
Benzene	0	100									
Toluene	0	200									
Ethylbenzene	0	200									
m,p-Xylene	0	200									
o-Xylene	0	200									
Surr: 1,2,4-Trichlorobenzene (S)	9760	0	10000	0	97.6	60	140	0	0		

Sample ID: **MB4091208** SampType: **MBLK** TestCode: **8021_W** Run ID: **TVHBTEX4_080912A** Prep Date: **9/12/08** Units: **µg/L**
Batch ID: **R41976** TestNo: **SW8021B** FileID: **TVB40912\003R** Analysis Date: **9/12/08** SeqNo: **739684**

Analyte	Result	LQL	SPK value	SPK Ref Val	%REC	LowLimit	HighLimit	RPD Ref Val	%RPD	RPDLimit	Qual
Benzene	U	1.0									
Toluene	U	2.0									
Ethylbenzene	U	2.0									
m,p-Xylene	U	2.0									
o-Xylene	U	2.0									
Surr: 1,2,4-Trichlorobenzene (S)	108.6	0	100	0	109	60	140	0	0		

Sample ID: **LCS4091208** SampType: **LCS** TestCode: **8021_W** Run ID: **TVHBTEX4_080912A** Prep Date: **9/12/08** Units: **µg/L**
Batch ID: **R41976** TestNo: **SW8021B** FileID: **TVB40912\004R** Analysis Date: **9/12/08** SeqNo: **739685**

Analyte	Result	LQL	SPK value	SPK Ref Val	%REC	LowLimit	HighLimit	RPD Ref Val	%RPD	RPDLimit	Qual
Benzene	28.01	1.0	25.5	0	110	70	130	0	0		
Toluene	185.1	2.0	183.6	0	101	70	130	0	0		
Ethylbenzene	36.76	2.0	36.8	0	99.9	70	130	0	0		
m,p-Xylene	139.7	2.0	136.3	0	102	70	130	0	0		
o-Xylene	57.83	2.0	57.2	0	101	70	130	0	0		
Surr: 1,2,4-Trichlorobenzene (S)	116.6	0	100	0	117	60	140	0	0		

Qualifiers:
U - Not detected at or above the Reporting Limit
J - Analyte detected below quantitation limits
S - Spike Recovery outside acceptance limits
E - Extrapolated value, value exceeds calibration range.
R - RPD outside acceptance limits
B - Analyte detected in the associated Method Blank
H - Prep or analytical holding time exceeded
X - See case narrative

Work Order: 08-6970
Client Project ID:

ANALYTICAL QC SUMMARY REPORT

BatchID: R41976

Sample ID: 08-6956-01AMS | SampType: MS | TestCode: 8021_W | Run ID: TVHBTEX4_080912A | Prep Date: 9/12/08 | Units: µg/L
Batch ID: R41976 | TestNo: SW8021B | FileID: TVB40912\010R | Analysis Date: 9/12/08 | SeqNo: 739687

Analyte	Result	LQL	SPK value	SPK Ref Val	%REC	LowLimit	HighLimit	RPD Ref Val	%RPD	RPDLimit	Qual
Benzene	382.2	5.0	127.5	261.2	94.9	70	130	0	0		
Toluene	922.8	10	918	0	101	70	130	0	0		
Ethylbenzene	890.3	10	184	809.9	43.7	62	130	0	0		S
m,p-Xylene	899.6	10	681.6	256.6	94.3	70	134	0	0		
o-Xylene	441.9	10	286	176.4	92.8	63	130	0	0		
Surr: 1,2,4-Trichlorobenzene (S)	3406	0	500	0	681	60	140	0	0		S

Sample ID: 08-6956-01AMSD | SampType: MSD | TestCode: 8021_W | Run ID: TVHBTEX4_080912A | Prep Date: 9/12/08 | Units: µg/L
Batch ID: R41976 | TestNo: SW8021B | FileID: TVB40912\011R | Analysis Date: 9/12/08 | SeqNo: 739688

Analyte	Result	LQL	SPK value	SPK Ref Val	%REC	LowLimit	HighLimit	RPD Ref Val	%RPD	RPDLimit	Qual
Benzene	383.6	5.0	127.5	261.2	95.9	70	130	382.2	0.358	30	
Toluene	938.6	10	918	0	102	70	130	922.8	1.70	30	
Ethylbenzene	928.3	10	184	809.9	64.4	62	130	890.3	4.19	30	
m,p-Xylene	930.7	10	681.6	256.6	98.9	70	134	899.6	3.40	30	
o-Xylene	466.7	10	286	176.4	102	63	130	441.9	5.45	30	
Surr: 1,2,4-Trichlorobenzene (S)	2290	0	500	0	458	60	140	0	0	0	S

Qualifiers:
U - Not detected at or above the Reporting Limit
J - Analyte detected below quantitation limits
S - Spike Recovery outside acceptance limits
E - Extrapolated value, value exceeds calibration range.
R - RPD outside acceptance limits
B - Analyte detected in the associated Method Blank
H - Prep or analytical holding time exceeded
X - See case narrative

Work Order: 08-6970
Client Project ID:

ANALYTICAL QC SUMMARY REPORT

BatchID: R41977

Sample ID: MB4091208 | SampType: MBLK | TestCode: TVH_W | Run ID: TVHBTEX4_080912B | Prep Date: 9/12/08 | Units: mg/L
Batch ID: R41977 | TestNo: SW8015B Mo | FileID: TVB40912\003F | Analysis Date: 9/12/08 | SeqNo: 739698

Analyte	Result	LQL	SPK value	SPK Ref Val	%REC	LowLimit	HighLimit	RPD Ref Val	%RPD	RPDLimit	Qual
TVH-Gasoline	U	0.20									
Surr: 1,2,4-Trichlorobenzene (S)	120.1	0	100	0	120	60	140	0	0		

Sample ID: LCS4091208 | SampType: LCS | TestCode: TVH_W | Run ID: TVHBTEX4_080912B | Prep Date: 9/12/08 | Units: mg/L
Batch ID: R41977 | TestNo: SW8015B Mo | FileID: TVB40912\004F | Analysis Date: 9/12/08 | SeqNo: 739699

Analyte	Result	LQL	SPK value	SPK Ref Val	%REC	LowLimit	HighLimit	RPD Ref Val	%RPD	RPDLimit	Qual
TVH-Gasoline	2.051	0.20	2.2	0	93.2	70	130	0	0		
Surr: 1,2,4-Trichlorobenzene (S)	150.8	0	100	0	151	60	140	0	0		S

Sample ID: 08-6956-01AMS | SampType: MS | TestCode: TVH_W | Run ID: TVHBTEX4_080912B | Prep Date: 9/12/08 | Units: mg/L
Batch ID: R41977 | TestNo: SW8015B Mo | FileID: TVB40912\010F | Analysis Date: 9/12/08 | SeqNo: 739701

Analyte	Result	LQL	SPK value	SPK Ref Val	%REC	LowLimit	HighLimit	RPD Ref Val	%RPD	RPDLimit	Qual
TVH-Gasoline	28.02	1.0	11	20.89	64.8	70	130	0	0		S
Surr: 1,2,4-Trichlorobenzene (S)	1567	0	500	0	313	60	140	0	0		S

Sample ID: 08-6956-01AMSD | SampType: MSD | TestCode: TVH_W | Run ID: TVHBTEX4_080912B | Prep Date: 9/12/08 | Units: mg/L
Batch ID: R41977 | TestNo: SW8015B Mo | FileID: TVB40912\011F | Analysis Date: 9/12/08 | SeqNo: 739702

Analyte	Result	LQL	SPK value	SPK Ref Val	%REC	LowLimit	HighLimit	RPD Ref Val	%RPD	RPDLimit	Qual
TVH-Gasoline	30.26	1.0	11	20.89	85.1	70	130	28.02	7.67	30	
Surr: 1,2,4-Trichlorobenzene (S)	3221	0	500	0	644	60	140	0	0	0	S

Qualifiers:

U - Not detected at or above the Reporting Limit
J - Analyte detected below quantitation limits
S - Spike Recovery outside acceptance limits
E - Extrapolated value, value exceeds calibration range.
R - RPD outside acceptance limits
B - Analyte detected in the associated Method Blank
H - Prep or analytical holding time exceeded
X - See case narrative

08/19/2012 13:18:13

2

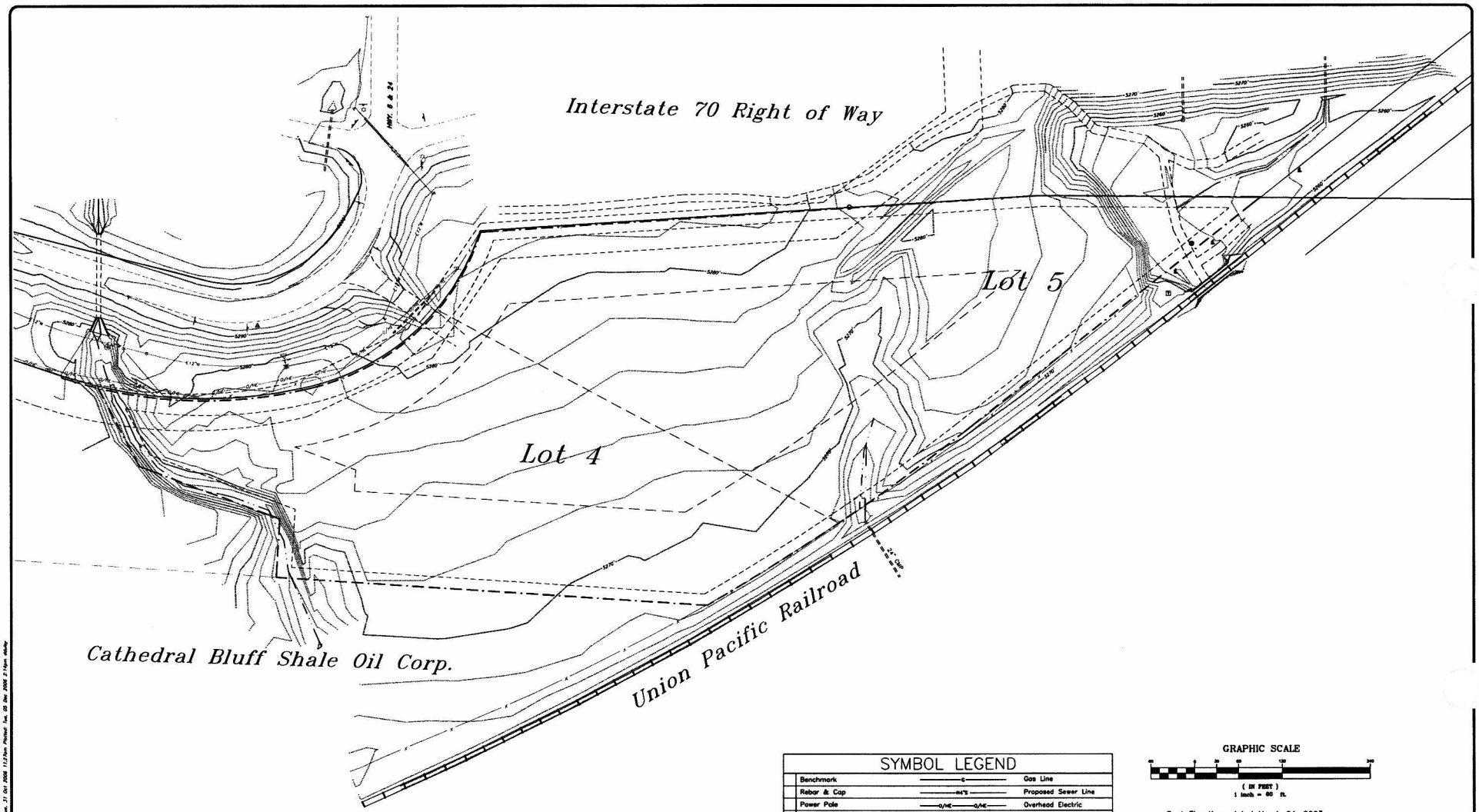

SYMBOL LEGEND	
Benchmark	Gas Line
Rebar & Cap	Proposed Sewer Line
Power Pole	Overhead Electric
Sign	Existing 12" Water Line
Light Pole	Guardrail
Sign	Railroad
Electric Manhole	Fence
Fire Hydrant	
Telephone Pedestal	
Fiber Optic Sign	
Tree	

GRAPHIC SCALE

(IN FEET)
1 inch = 60 ft.

Spot Elevations dated March 24, 2003
Contours from West Rifle H20 Topo - 99055A-53
and additional field topo June 5, 2003

Notice:
According to Colorado Law, you must commence any legal action based upon any defect in this survey within three years after you first discover such defect. In no event may any legal action based upon any defect in this survey be commenced more than ten years from the date of the certification shown hereon.

SCHMUESER | GORDON | MEYER
ENGINEERS & SURVEYORS

SCHMUESER GORDON MEYER
118 W. 6th Street, Suite 200
Glenwood Springs, Colorado 81601
(970) 945-1004 FAX (970) 945-9948
Aspen, Colorado (970) 925-6727
Crested Butte, CO (970) 349-5355
E-mail: survey@sgm-inc.com

Western Colorado Recycling

NUMBER	REVISION	DATE	BY

SITE PLAN

Job No.	2003-120
Drawn by:	SIS
Date:	7/20/06
Approved:	
File:	Site Plan

OF

Copyright 2003 SGM, INC.

13:18:28 06/19/2012

Edit View Add Help

e colorado

Lot	4
Section	024
Township	T6S R94W
Meridian	Sixth
State	Colorado
Source	BLM
Acres Drawn	20
Latitude	39.5169972642757
Longitude	-107.844409789873

Image © 2008 DigitalGlobe

©2008 Google

3

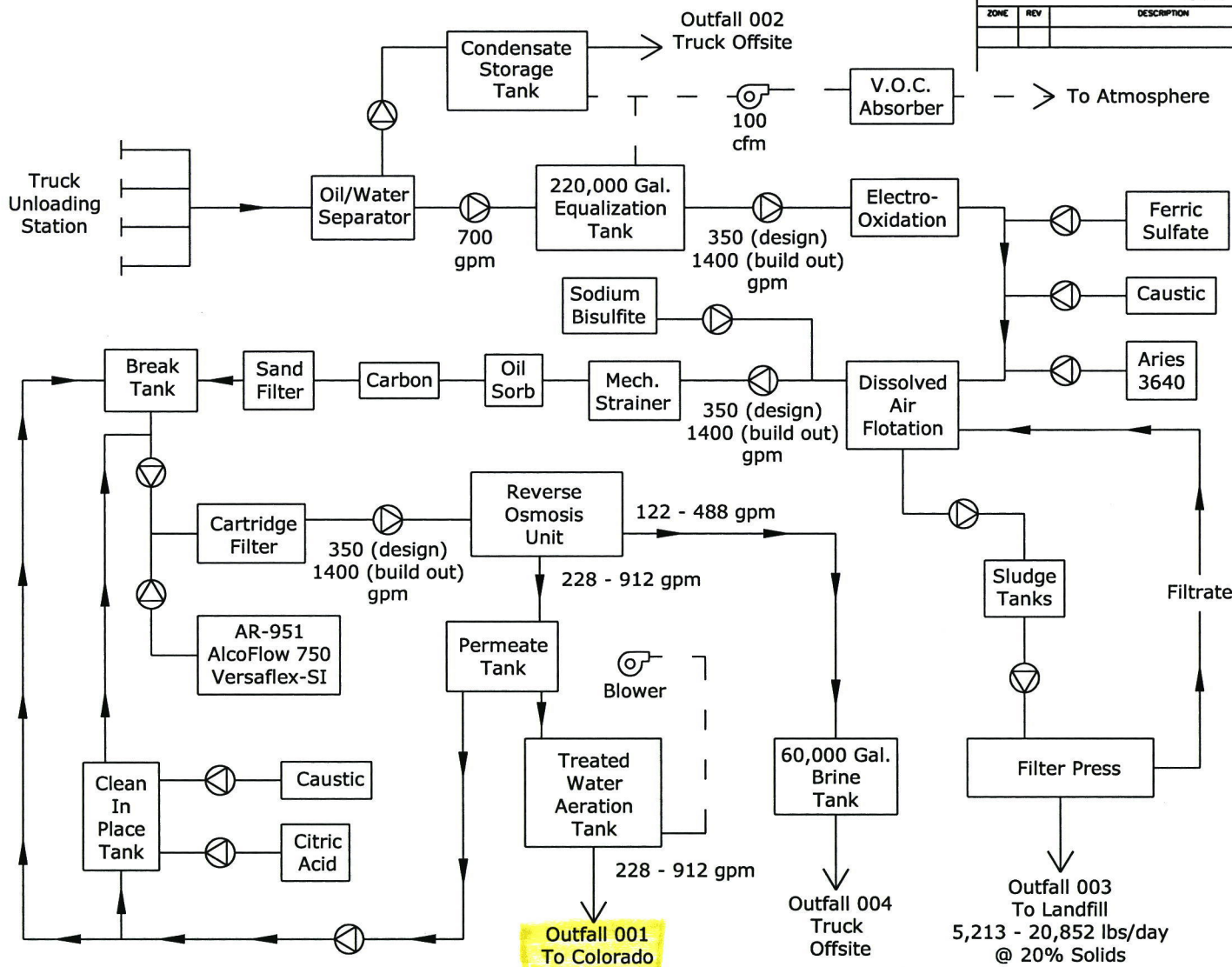

REVISIONS				
ZONE	REV	DESCRIPTION	DATE	APPROVED

FILE NAME Permit PFD2.dwg
CONTRACT NO
DRAWN 10/20/2008
CHECK 10/08 MM
APPR. 10/08 GK
ISSUED 10/08 JZ

Watergy Produced Water Solutions

Rifle Water Treatment

Process Flow Diagram

SIZE | FSCM NO – | DWG NO 1 – 1 | REV A
SCALE None | WEIGHT | SHEET 1

Permit PFD2.dwg 13.10.2008 jzissler

03:18:42 06/19/2012

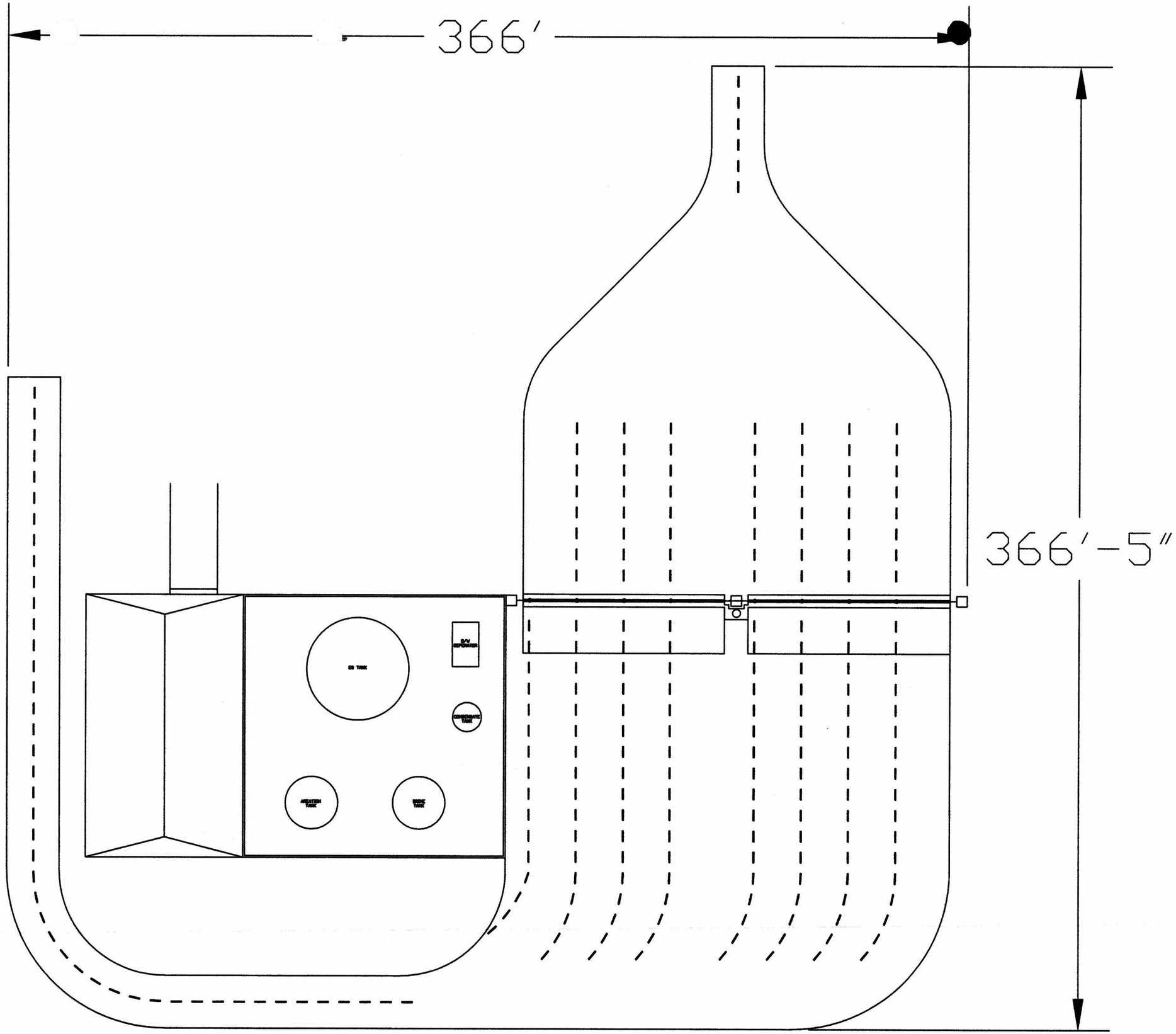
366'
366'-5"

2102/61/90 05:01:53

Interstate 70 Right of Way

HWY. 6 & 24

Lot 5

Lot 4

366'

24" CMP

OUTFALL 001

Union Pacific Railroad

Cathedral Bluff Shale Oil Corp.

SYMBOL LEGEND

Benchmark	Gas Line
Rebar & Cap	Proposed Sewer Line
Power Pole	Overhead Electric
Sign	Existing 12' Water Line
Light Pole	Guardrail
Sign	Railroad
Electric Manhole	Fence
Fire Hydrant	
Telephone Pedestal	
Fiber Optic Sign	
Tree	

GRAPHIC SCALE

(IN FEET)
1 inch = 60 ft.

Spot Elevations dated March 24, 2003
Contours from West Rifle H20 Topo – 99055A-53
and additional field topo June 5, 2003

Notice:
According to Colorado Law, you must commence any legal action based upon any defect in this survey within three years after you first discover such defect. In no event may any legal action based upon any defect in this survey be commenced more than ten years from the date of the certification shown hereon.

SCHMUESER | GORDON | MEYER
ENGINEERS & SURVEYORS

SCHMUESER GORDON MEYER
118 W. 6th Street, Suite 200
Glenwood Springs, Colorado 81601
(970) 945-1004 FAX (970) 945-5948
Aspen, Colorado (970) 925-6727
Crested Butte, CO (970) 349-5355
E-mail: survey@sgm-inc.com

Western Colorado Recycling

NUMBER	REVISION	DATE	BY

SITE PLAN

Job No.	2003-120
Drawn by:	SIS
Date:	7/20/06
Approved:	
File:	Site Plan

OF

COPYRIGHT 2003 SGM, INC.

I:\2003\2003-120\DWGS\Working Drawings\2003-120SM.dwg Sunset: Tue, 11 Oct 2006 11:17:7am Plotted: Tue, 05 Dec 2006 2:14pm dsley